



OLYMPUS<sup>®</sup>  
LOCK<sub>INC</sub>

# CATALOG

Institutional Grade Cabinet Locks,  
Padlocks and Accessories

2024



*See our line of  
ANSI/BHMA  
grade 1 products.*

[www.olympuslock.com](http://www.olympuslock.com)  
800-525-0954 | 206-362-3290

# Olympus Lock, Inc.



education | healthcare | casinos | airports | museums | prisons | banking | retail | laboratory | lockers | stadiums

## EXPERIENCE

Olympus Lock has over 30 years of experience designing and manufacturing easily rekeyable pin tumbler, interchangeable core and engineered cabinet lock bodies for third party cylinders. We offer a wide selection of keyways and cabinet lock solutions for commercial and institutional facilities. Our design philosophy is to create locks that provide long-term benefits to the facility through increased efficiency and easy maintenance.

## APPLICATIONS

Olympus cabinet locks are used in a variety of cabinet and casework applications including: K-12 public schools, colleges and universities, correctional facilities, medical offices, hospitals, casinos, retail cash drawers, lockers, kiosks, retail showcases, airline ticket counters, museums, hotels and motels, amusement parks, theaters, restaurants, country clubs, libraries, airports, police stations, fire stations and churches.

## PIN TUMBLER SOLUTIONS

Olympus Lock specializes in pin-tumbler cabinet locks for the institutional and retail marketplace. When large numbers of locks will be installed within a facility, pin tumbler locks are preferred because they are more secure and allow the complex master keying and sub-master keying required in larger institutional settings such as schools, banks and hospitals. We provide a wide range of cabinet lock options for the cost conscious, yet security minded user. Beyond that, we can supply cabinet locks keyed to match your door hardware allowing for "one-key" simplification.

## INNOVATION

We hold numerous U.S. and Canadian patents proving our commitment to provide innovative solutions for your cabinet lock needs. It has always been the intent of Olympus to provide cabinet locks that are easy to install, use and service. Each product is carefully designed, engineered and manufactured to exacting standards. We offer a wide range of accessories to make the installation, use, and service of our products as easy as possible.

## SERVICE

Our delivery is the fastest in the industry. We have an extensive inventory of off-the-shelf masterkeyed locks and can ship most custom keyed orders within 1-5 business days.

## ELECTRONIC KEY RECORDS

We manage and save all our custom keying records for future reference. Need to add locks to an existing job? No problem. We've got all the records at our fingertips making it easy for you to order locks for various job phases. We manage the records so you don't have to.

## SPECIFICATIONS

We provide comprehensive pre-written architectural specifications for each of our locks. Specifications can be obtained directly from our web site at [olympuslock.com](http://olympuslock.com).

## CONTACT

Visit our website at [olympuslock.com](http://olympuslock.com) or call us toll-free at 800-525-0954 for more information. Subscribe online to our eNews list and receive new product announcements, technical bulletins.

## ARCHITECTURAL FINISH CHART

Olympus Lock offers locks in the most popular architectural finishes. Not all finishes are available on all products. See catalog page for standard finishes available on a specific item.


US CODE	BHMA	DESCRIPTION
US26D	626	Dull chrome
US4	606	Satin brass
US3	605	Bright brass
US26	625	Bright chrome
US32D	630	Satin stainless steel
US10B	613	Oil rubbed bronze
US19	622	Flat black coated




**US26D / 626**  
Satin Chrome Plated



**US4 / 606**  
Satin Brass



**US3 / 605**  
Polished Brass



**US26 / 625**  
Polished Chrome



**US10B / 613**  
Oil Rubbed Bronze



**US19 / 622**  
Flat Black



# Institutional grade cabinet locks

— Heavy duty locks for high use applications —

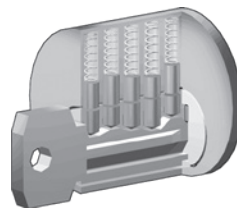
## BENEFITS OF PIN TUMBLER

Pin tumbler key systems provide significantly more key changes than disc tumbler systems. See the chart below for the typical number of allowable key changes under a single master key:

Wafer/disc .....	80 key changes
4 pin tumbler.....	650 key changes
5 pin tumbler.....	2,000 key changes
6 pin tumbler.....	4,000 key changes
7 pin tumbler.....	16,000 key changes

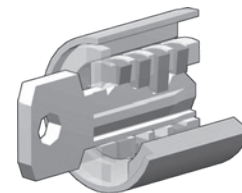
## ANSI/BHMA STANDARDS

We offer a selection of cabinet locks that have passed ANSI/BHMA Grade 1 or Grade 2 testing requirements and are compatible for use when ANSI/BHMA locks are specified.



### PIN TUMBLER

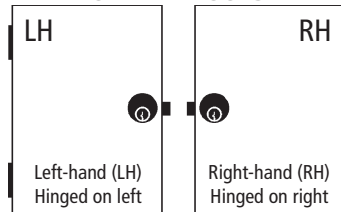
- 5 or 6 chambers, pin #s 0-9 (10 total steps per chamber)
- 2000+ keyed different and master keyed total key changes
- Can be grand master keyed
- More secure keyway
- For high-use commercial applications



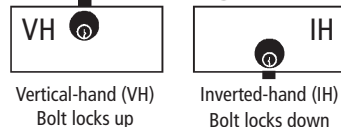
### DISC TUMBLER

- 5 or 6 chambers disc #s 0-2 (3 total steps per chamber)
- 80 keyed different and master keyed total key changes
- Cannot be grand master keyed
- Less secure keyway
- Typical usage is in furniture or when a less expensive lock is desired

### CABINET DOORS



### DRAWERS



## STANDARD FUNCTION

Key removable in the locked or unlocked position. Locks ship with standard function unless key retaining is specified at time of order.

## KEY RETAINING

The key cannot be removed from the lock while in the "unlocked" position. Key-retaining function is generally used in instances where cabinets or drawers should not be left unlocked.

## HANDING

Handed locks must be ordered either LH, RH, VH or IH (see figure at left).

Non-handed locks can be ordered as either door or drawer. Door locks will work in both LH or RH applications and drawer locks will work for both vertical or inverted function.

## CUSTOMERS AND PROJECTS

### EDUCATION

University of Connecticut  
Ohio State University  
University of Southern Alabama  
University of Washington  
University of South Carolina  
Anchorage School District  
Downey Unified School District  
Palm Desert High School  
San Antonio Independent SD  
Plano Independent School District  
And many more...

### PRISONS/JAILS

California State Prison  
Washington State Penitentiary  
Avenal State Prison  
Fox Lake Correctional  
San Quentin State Prison  
Countryside Court House  
Folsom Prisons  
Northern Branch Jail Santa Barbara  
Crook City Public Safety  
Pleasant Valley State Prison  
And many more...

### HEALTHCARE

Mayo Clinic  
Dignity Health  
Veterans Affairs Medical Centers  
UT Southwest Radiation Oncology  
Scripps Green Hospital  
Adventist Medical Center  
St. Luke's Magic Valley  
Pacific Source Health  
St. John's Regional Health  
St. Vincent Hospital  
And many more...

### BANKING

Bank of America  
Banner Bank  
Navy Federal Credit Union  
The Federal Reserve Bank  
Hawaii State Federal Credit Union  
First United Bank  
Cottonwood Credit Union  
Chase Bank  
Wells Fargo  
Choice Bank  
And many more...

### CASINOS

Bellagio  
Mirage  
Mandalay Bay  
Wynn & Wynn Encore  
Venetian  
Seven Feathers Casino  
Wynn Boston Harbor  
Artichoke Joe's Casino  
Atlantis Hotel & Casino  
The Venetian Macau  
And many more...

### LABORATORY

UT Southwestern Medical Center  
Kootenai Health Imaging  
General Motors Technical Center  
Memorial Sloan Kettering  
CVWD Water Quality Lab  
South Sound Behavioral Health  
Cybercore Integration Center  
St. Mary's Hospital  
Oregon State Police Forensic Lab  
Teleflex  
And many more...

### AIRPORTS/AIRLINES

Alaska Airlines  
United Airlines  
Southwest Airlines  
Miami International Airport  
Virgin America Airlines  
International Falls Airport  
Sea-Tac International Airport  
Miami International Airport  
Hawaiian Airlines  
Virgin America  
And many more...

### LOCKERS

Mesquite School District  
24 Hour Fitness  
Vancouver Police Department  
YMCA & Aquatic Center  
Carlton College  
Selah Aquatic Center  
Bainbridge Island Fire Station  
Central Valley Fire Station  
UCONN Student Rec Center  
LA Fitness  
And many more...

### MUSEUMS/PARKS

Walt Disney World  
Disneyland Anaheim  
Seaworld  
Nascar  
Shanghai Disneyland Resort  
Anaheim Aquatic Center  
Lafayette Science Museum  
Denver Art Museum  
Exploratorium San Francisco  
Seattle Art Museum  
And many more...

### STADIUMS

Bolsa Grande High School Stadium  
University of Southern Indiana Arena  
Lake Forest Civic Center  
Phillips Arena  
Staples Center  
And many more...

### RETAIL

Costco  
Big Lots  
Target  
Kroger Grocery Stores  
Ulta Cosmetics  
CVS Pharmacy  
Family Dollar  
Michael's  
And many more...



**OLYMPUS**  
**LOCK**

Tel: 206.362.3290 | 800.525.0954  
Fax 206.362.3569 | [www.olympuslock.com](http://www.olympuslock.com)

# Product Groups



## ► COMBI-CAM™

Resettable combination cam and locker locks. Fits in standard 3/4" diameter hole prep common to most cam locks. Provides for keyless operation. (Pages 8-9)



## ► PADLOCKABLE CAM LOCK

This unique cam lock is typically used in locker applications where the end-user will supply the padlock. We offer a variety of additional cam styles and lengths. Our DCP500 includes an integrated cabinet pull. (Pages 10-11)



## ► CASCADE SERIES®

Disc tumbler cam locks. Fits in standard 3/4" diameter hole prep common to most cam locks. Will key into existing CompX disc tumbler systems. Packaged with cylinder assembled for easy installation. (Page 13)



## ► N SERIES

A value-priced alternative to commercial keyway locks, N Series locks use the National D4291 (4 pin) or D4292 (5 pin) key system. A variety of lock types are available including door and drawer deadbolt and latch locks, cam locks, sliding door plunger locks, ratchet locks and file cabinet locks. (Pages 11-21, 63)



## ► R SERIES

A value-priced alternative to commercial keyway locks, these locks use the CCL R1 (5 pin) key system. A variety of lock types are available including door and drawer deadbolt and latch locks, cam locks, sliding door plunger locks and ratchet locks. (Pages 23-28)



## ► SCHLAGE C KEYWAY

This product family offers locks utilizing the Schlage C keyway—one of Schlage's most popular keyways. Choose from door and drawer deadbolt and latch locks, cam lock or ratchet lock. All locks are easily rekeyable. (Pages 28-33)




## ► LESS CYLINDER (Schlage Compatible)

This product family includes the same locks as our Schlage C keyway but without cylinders. You can install a variety of popular third-party (Schlage compatible or Medeco) cylinders so your cabinet locks can match the same key system as the rest of the facility. (Pages 30-35)



## ► LESS CYLINDER (Sargent Original)

We offer door and drawer deadbolt lock bodies made specifically to chamber Sargent original cylinders. Key your cabinet locks into your existing Sargent system with ease. (Page 29)



## ► ENCLOSURE LOCKS

These locks are used most commonly in metal traffic enclosure cabinets for municipalities. We have available the common KA#2 or an SFIC version for which we also supply Green, Red, Blue, White or Orange cores. (Pages 46-47)



## ► RIM CYLINDER CONVERSION KIT

Electronic rim cylinder conversion kit allows you to convert a SALTO US rim cylinder and other third party US rim cylinders into a latch or deadbolt cabinet lock. (Page 45)



## ► SARGENT IC CORE

Olympus is the only company that manufactures cabinet locks for Sargent interchangeable core. Add one-key convenience to your existing Sargent interchangeable core system by having your cabinets keyed to match your existing Sargent IC system. (Page 44)



## ► SCHLAGE FULL-SIZE IC CORE

Olympus offers a range of cabinet lock options that will accept Schlage full-size (or compatible) interchangeable cores. Locks include door and drawer deadbolt locks, cam lock, latch lock and ratchet lock. (Pages 36-39)



## ► CORBIN/RUSSWIN IC CORE

Olympus is the only company that manufactures cabinet locks for Corbin/Russwin interchangeable core. Locks are available door and drawer deadbolt, drawer latch and cam lock. (Pages 40-41)



## ► MEDECO/YALE IC CORE

Looking for a cabinet lock to accept a Medeco or Yale large format interchangeable core? We have them. Locks are available door and drawer deadbolt and cam lock. (Pages 42-43)



## ► SMALL FORMAT IC CORE

(Best Compatible) Olympus offers a wide selection of small format (BEST style) interchangeable core locks including direct retrofits for Best original cabinet locks. Available styles include door and drawer deadbolt and latch locks, cam locks, sliding door plunger locks, through-glass locks, ratchet locks and mailbox locks. (Pages 48-59, 47)



## ► BEST KEYWAY 3/4" CAM LOCK

This is a non-IC core cam lock available with a Best A, B, E, F, G, J, K, L or R keyway. It fits in a standard 3/4" hole and includes our patented cam shifting mechanism for maximum flexibility. (Page 60)



## ► BRASS PADLOCKS

BP Series all weather indoor/outdoor brass padlocks are available either keyed alike or keyed different in a variety of sizes and shackle lengths. The CRB Series padlocks accept a Corbin/Russwin interchangeable core cylinder. (Page 62-63)





# Table of Contents

## COMBI-CAM

7850.....	8
7440.....	9
7440 Optional Cams .....	77

## PADLOCKABLE CAM LOCK

DCP .....	10
DCP500 .....	11
Bumper Plates.....	11
Optional Cams .....	10

## CASCADE SERIES

Keying Information.....	12
953,954,955,960,961..... (Grade 2)	13
Keys & Keying Kit .....	13
Optional Cams .....	13

## N SERIES

Keying Information.....	12
100DR / 100B / 100M ..... (Grade 1)	14
200DW / 200B / 200M ..... (Grade 1)	15
300SD .....	17
329R .....	17
L20V.....	18
998 / 999 .....	19
DCN1,2,3,4 ..... (Grade 1)	16
FC10 / FC26-AR.....	21
N078.....	22
T37.....	20
PN50.....	63
T54C .....	21

## R SERIES

Keying Information.....	12
500DR / 500B / 500M ..... (Grade 1)	23
600DW / 600B / 600M ..... (Grade 1)	24
400SD .....	26
429R .....	26
996 / 997 .....	28
DCR1,2,3,4..... (Grade 1)	24
R078 .....	27

## SCHLAGE C KEYWAY (KIK)

Keying Information.....	12
700S / 800S ..... (Grade 1)	30
820S.....	32
829R ..... (Grade 1)	33
850S.....	35
L78.....	34

## SCHLAGE STYLE (Less Cylinder KIK)

700LC / 800LC..... (Grade 1)	31
820LC.....	32
829R-LC ..... (Grade 1)	33
850LC .....	35
L78LC .....	34
KABA Conversion Kit .....	31

## SARGENT STYLE (Less Cylinder KIK)

754LC .....	29
854LC .....	29

## RIM CYLINDER CONVERSION KIT

SLT-01 .....	45
SLT-02 .....	45

## ENCLOSURE LOCKS

E5D / E5L.....	46
725RSL.....	47

## BEST KEYWAY

B7 .....	60
----------	----

## INTERCHANGEABLE CORE

### CORBIN/RUSSWIN

CR1125RD.....	40
CR1125RL .....	40
CR25 .....	41

### MEDECO/YALE

931DR.....	42
931DW.....	42
ME93 (Medeco) .....	43
YA93 (Yale).....	43

### SMALL FORMAT (Best Compatible)

L72V.....	59
720..... (Grade 1)	48
720B-DM.....	49
721DR..... (Grade 1)	50
721DW..... (Grade 1)	51
722.....	52
723.....	52
724VR.....	53
725RD..... (Grade 1)	54
725RL..... (Grade 1)	55
725RSL.....	47
725MD..... (Grade 1)	56
725ML..... (Grade 1)	57
728MBL .....	53
729R ..... (Grade 1)	58
950.....	59

### SARGENT

SA54 .....	44
------------	----

### SCHLAGE FULL-SIZE

777 / 888 ..... (Grade 1)	36
920..... (Grade 1)	37
929R ..... (Grade 1)	38
L92V.....	39

## PADLOCKS

BP (Mountain) Series .....	62
CRB200 (Corbin/Russwin IC Core).....	62
PN50 (N Series keyway) .....	63

## CYLINDERS

Keying Information.....	12
206 / 207 SFIC (Best Compatible) .....	64
Plastic Thumbturns.....	65
Schlage C Keyway .....	65

## KEYS / KEYING / KEYING KITS

Keying Information.....	12
Keys (pin tumbler).....	66
Pins & Pinning Kits (pin tumbler) .....	67
Keys (Cascade disc tumbler).....	13
Keying Kit (Cascade disc tumbler) .....	13

## CABINET HARDWARE

102 Series Oval Pull .....	69
EC Elbow Catch .....	69
SB Slide Bolt .....	69

## INSTALLATION TOOLS

CL-HIT-25 Drill Guide .....	70
CL-MP-118 Double-D Punch .....	70
EC-TEM Elbow Catch Template .....	69

## DISPLAY BOARDS & SALES KITS

Display Boards .....	68
SK Series Kits .....	61

## PARTS & ACCESSORIES

DCP Accessories .....	10-11
ETS Through-Bolt Plates .....	72-73
Internal Spacers/Shims .....	70-71
Strikes .....	74-76
Trim Rings TR1256/TR78 .....	69

### FOR DCN/DCR/B7 CAM LOCKS

Finger Pull .....	79
Key Retaining Cam Shifters.....	79
Optional Cams .....	78-79
Washers .....	79

### FOR 1-1/8" DIAMETER CAM LOCKS

Cam Assembly Instructions .....	81
Optional Cams .....	80
SW-1 Switch Kit .....	80
TR200 Spacer Collars .....	80

## REFERENCE

Finish Chart.....	2
Handing / Key-Retaining Chart.....	3
Keying Information.....	12
Product Groups .....	4
Rekeying Instructions.....	82
Replacement Guide.....	7

## TERMS & CONDITIONS

Cancellation Policy.....	6
Freight Policy.....	6
Minimum Orders.....	6
Returned Goods .....	6
General Terms & Conditions.....	6
Warranty .....	6
California Proposition 65 Statement ..	6



**OLYMPUS**  
**LOCK**

Tel: 206.362.3290 | 800.525.0954  
Fax 206.362.3569 | www.olympuslock.com

# Conditions of Sale

## ► CONDITIONS OF SALE

**Payment Terms:** 2% 10 days, net 30 days. All payment terms are subject to credit approval.

**Remittance Address:** All payments should be sent by mail to: Olympus Lock, Inc., PO Box 1277, Lynnwood, WA 98046

**Minimum Order:** \$40 net excluding freight. Orders of less than \$40 will be subject to a \$10 under minimum surcharge or the difference between the order value and \$40 whichever is less.

**Minimum Annual Purchases:** \$10,000.00 net excluding freight for open account status.

**Prices:** Olympus Lock, Inc. reserves the right to change pricing at any time and without prior notice.

**Conditions:** All specifications are subject to withdrawal or change at any time and without prior notice. Olympus Lock reserves the right to refuse orders which may be submitted. All prices F.O.B. Lynnwood, Washington, US Funds.

## ► OFFICE HOURS & CONTACT INFORMATION

**Office Hours:** 7:00 AM to 4:00 PM Pacific Standard Time

**Phone:** 206-362-3290, **Toll-Free:** 800-525-0954,

**Fax:** 206-362-3569

**Street Address:** 18424 Highway 99, Lynnwood, WA 98037

**Website:** [www.olympuslock.com](http://www.olympuslock.com)

**Company email:** [info@olympuslock.com](mailto:info@olympuslock.com)

## ► U.S. SHIPMENTS

All merchandise is shipped F.O.B. from our Lynnwood, Washington warehouse and becomes the property of the customer when accepted by the carrier. Olympus Lock will pay freight charges on orders of **\$1,500.00** net or more to a single destination within the continental U.S.A. (excluding Alaska) via the carrier of our choice. For Hawaii and Alaska Customers: Olympus will pay freight on shipments of **\$1,500.00** net or more to closest U.S. West Coast port.

## ► CANADIAN SHIPMENTS

All merchandise is shipped F.O.B. our Lynnwood, Washington warehouse and becomes the property of the customer when accepted by the carrier. Olympus Lock will pay freight charges on Canadian orders of **\$1,500.00** net or more to closest U.S.A. border crossing via the carrier of our choice provided this information is clearly specified at time of order. Olympus Lock will pay freight charges on Canadian orders of **\$2,000.00** net or more to a single Canadian destination via the carrier of our choice. All duty and/or customs charges are the sole responsibility of the customer.

## ► DELIVERY

Claims resulting from loss, shortages or damage-in-transit must be reported to Olympus Lock within 15 days of delivery.

Any claims resulting from shortages, overages, or the shipment of incorrect products by Olympus Lock must be reported to Olympus Lock within 15 days of delivery.

Olympus Lock does not assume responsibility for any damages resulting from any delays in delivery.

## ► CANCELLATIONS

Cancellations or alterations to orders will be accepted only when the cancellation or alteration can be made without loss to Olympus Lock. Orders for non-stock and/or custom items may not be cancelled after work has begun.

## ► RETURNED GOODS POLICY

No material is to be returned without our verbal or written permission in advance. All returned goods require a Returned Goods Authorization (RGA) number to be obtained from Olympus Lock prior to returning

the goods. Only products purchased within the last 12 months may be returned. Any products purchased more than 12 months prior are ineligible for return. Whether goods may be returned will be at the sole discretion of Olympus Lock, Inc. Merchandise returned must be identified as to original purchase order number, date of purchase, and shipper's name and address.

A 25% restocking fee will apply to all returned goods which are found not to be the responsibility of Olympus Lock.

All goods must be shipped freight prepaid and received at our warehouse within 30 days of receiving an RGA number. Goods not received within 30 days of RGA issuance or for which an RGA number was not issued will not be returned and no credit will be issued.

Returned goods must be received in first-class resalable condition and in original factory packaging. The determination of "first-class resalable condition" will be at the sole discretion of Olympus Lock. Goods that are returned and determined by Olympus Lock not to be in first-class resalable condition will not be returned, will be scrapped at the factory, and no credit will be issued.

### The following are non-returnable:

1. Custom keyed, non-stock items
2. Goods that have been installed
3. Goods that required custom stamping
4. Goods with custom, special order finishes
5. Products or parts that have been modified
6. Obsolete or discontinued items

## ► LIMITED WARRANTY

Olympus Lock warrants that its products are free from defects in workmanship and materials under normal installation, use and service. This warranty does not cover defects or damages arising from improper installation, improper maintenance, ordinary wear and tear, misuse or abuse.

The only liability of the company in tort or in contract, whether under this warranty or otherwise shall be limited to repair or replacement of products which are returned prepaid to us within one year of the date of original purchase.

This is a limited warranty and is in lieu of all other representations and expressed or implied warranties. Under no circumstances shall Olympus Lock be made liable for any incidental or consequential damages or losses.

## ► CALIFORNIA PROPOSITION 65 STATEMENT

### What is California Proposition 65?

Also known as the Safe Drinking Water and Toxic Enforcement Act of 1986, California Proposition 65 is a law that requires warning to consumers if a product exposes consumers to a wide variety of chemicals known by the State of California to cause cancer, birth defects and/or other reproductive harm. Proposition 65 applies only in California.

### What does the Proposition 65 warning mean?

A Proposition 65 warning means that the business issuing the warning knows that one or more listed chemicals is merely present in its product. A warning must be given unless a business demonstrates that the exposure it causes poses "nosignificant risk."

### Why does Olympus Lock place a Proposition 65 warning on its products?

A Proposition 65 warning means one of two things: (1) the company evaluated the exposure and has concluded that product exceeds the "no significant risk level"; or (2) the company has chosen to provide a warning simply based on its knowledge about the presence of a listed chemical without attempting to evaluate the exposure. Out of an abundance of caution, Olympus Lock has elected to place the Proposition 65 warning on all products shipped to California.



# Replacement Guide

Information given is for dimensional and keyway replacement only. Olympus Lock cabinet locks differ from other manufacturer's locks because they are easily rekeyable in five minutes or less with readily available tools.

CompX/National Cabinet Lock			Olympus Lock N Series		
C8102	Cam Lock	1-1/16"	DCN1	Cam Lock	1-1/16"
C8103	Cam Lock	1-3/16"	DCN2	Cam Lock	1-3/16"
C8106	Cam Lock	1-7/16"	DCN3	Cam Lock	1-7/16"
C8108 C8109	Cam Lock	1-3/4"	DCN4	Cam Lock	1-3/4"
C8173	Door Lock	7/8"	100DR	Door Lock	7/8"
C8174 C8175	Door Lock	1-1/8" 1-3/8"	100DR	Door Lock	1-3/8"
C8178	Drawer Lock	7/8"	200DW	Drawer Lock	7/8"
C8177 C8179	Drawer Lock	1-1/8" 1-3/8"	200DW	Drawer Lock	1-3/8"
C8180	Drawer Lock	1-5/8"	200DW	Drawer Lock	1-5/8"
C8142	Sliding Door	1-1/8"	300SD	Sliding Door	1-1/8"
C8163	Drawer Lock	7/8"	N078	Drawer	1-1/8"
Not Available			N078	Drawer	1-3/8"
Not Available			N078L/R	Door	1-1/8"
Not Available			N078L/R	Door	1-3/8"
C8131	Drawer Latch	7/8"	998/L20V	Drawer Latch	7/8"
Not Available			998/L20V	Drawer Latch	1-3/8"
C8139	Door Latch	3/4"	999	Door Latch	7/8"
Not Available			999	Door Latch	1-3/8"
Not Available			FC10	File Cabinet	n/a
C8137	T-Bolt Drawer	1/4"	T37	T-Bolt Drawer	1/4"
C8140	Ratchet Lock	1/4"	329R	Ratchet Lock	1/4"

CompX Disc Tumbler			Olympus Lock Cascade Series		
C8054	Cam Lock	15/16"	954	Cam Lock	15/16"
C8053	Cam Lock	1-3/16"	953	Cam Lock	1-3/16"
C8055	Cam Lock	1-7/16"	955	Cam Lock	1-7/16"
C8060	Cam Lock	1-3/4"	960	Cam Lock	1-3/4"
C8061	Cam Lock	2"	961	Cam Lock	2"

Best Access	Olympus Lock		
3L	721 Series	Door/Drawer Lock	Deadbolt
5E	B7 Series	Non-IC cam lock	Cam Lock
5L7RD	725RD Series	Door/Drawer Lock	Deadbolt
5L7RL	725RL Series	Door/Drawer Lock	Spring Latch
5L7MD	725MD Series	Door/Drawer Lock	Deadbolt
5L7ML	725ML Series	Door/Drawer Lock	Spring Latch
5L7RD-SL	725RSL Series	Door/Drawer Lock	Square Latch
8L	728MBL	Mailbox Lock	Spring Latch
1E7E4	720 / 720B	Door/Drawer	Cam Lock
1E7D4	720B-DM	Direct Drive	Cam Lock
2P73	724VR	File Cabinet Lock	Round Bolt
2S 2S-TBM	722S 722S-TBM	Plunger Lock	Sliding Door
3S	729R	Ratchet Lock	Sliding Door
4S	723S	Through-glass	Sliding Door
Not Available	L72V	Drawer Lock	Spring Latch
Not Available	950IC	Drawer Lock	Deadlocking

Corbin/CCL Security Products			Olympus Lock R Series		
15748 15749 15750 15783	Cam Lock	5/8" 13/16" 1" 1"	DCR1	Cam Lock	1-1/16"
15890	Cam Lock	1-5/16"	DCR3	Cam Lock	1-7/16"
0666 1/2	Drawer Latch	7/8"	996	Drawer Latch	7/8"
0666 1/2	Drawer Latch	1-1/8"	996	Drawer Latch	1-3/8"
Not Available			997	Door Latch	7/8"
Not Available			997	Door Latch	1-3/8"
0737	Door Lock	3/4" 7/8"	500DR	Door Lock	7/8"
0737	Door Lock	1-1/8" 1-3/8"	500DR	Door Lock	1-3/8"
0738	Drawer Lock	3/4" 7/8"	600DW	Drawer Lock	7/8"
0738	Drawer Lock	1-1/8" 1-3/8"	600DW	Drawer Lock	1-3/8"
02063	Drawer Lock	7/8"	R078	Drawer Lock	1-1/8"
02291	Sliding Door	7/8"	400SD	Sliding Door	1"
Not Available			429R	Ratchet Lock	1/4"

CCL Security Products		Olympus Lock Enclosure Lock	
15481/55481	Latch Bolt Enclosure Lock	E5L	Latch Bolt Enclosure Lock
A15481/A55481	Dead Bolt Enclosure Lock	E5D	Dead Bolt Enclosure Lock

File Cabinet Locks		Olympus Lock* FC10 Series	
HON F24/ F28	HON Original (disc tumbler)	FC10	File Cabinet Lock
SRS2185	SRS Replacement Lock (disc tumbler)	FC10	File Cabinet Lock
HON F26	Hon Original (disc tumbler)	FC10 + FC26-AR	File Cabinet Lock + Adapter Ring
SRS2190	SRS Replacement Lock (disc tumbler)	FC10 + FC26-AR	File Cabinet Lock + Adapter Ring

\*Olympus equivalent locks are on National D4291/D4292 pin tumbler keyway.

Schlage Lock			Olympus Lock* 700/800 Series		
CL100PB	Door Lock	1-1/8"	700SC	Door Lock	1-1/8"
CL100PB	Door Lock	1-3/8"	700SC	Door Lock	1-3/8"
CL200PB	Drawer Lock	1-1/8"	800SC	Drawer Lock	1-1/8"
CL200PB	Drawer Lock	1-3/8"	800SC	Drawer Lock	1-3/8"

\*Olympus provides Schlage C keyway only or less cylinder.

Schlage Lock - FSIC			Olympus Lock* FSIC		
CL777R	Door Lock	1-7/16"	777ICP	Door Lock	1-7/16"
CL888R	Drawer Lock	1-7/16"	888ICP	Drawer Lock	1-7/16"
CL920R	Cam Lock	n/a	920LM/DM	Cam Lock	n/a
CL929R	Ratchet Lock	n/a	929R	Ratchet Lock	n/a

\*Olympus provides lock bodies only (no cylinders) for Schlage full-size (large format) IC cores.

Sargent		Olympus Lock* 754/854 Series	
1654	Door Lock	754LC	Door Lock - less cylinder
1655	Door Lock	754LC	Door Lock - less cylinder
Not Available		854LC	Drawer Lock - less cylinder

\*Locks are less cylinder for use with Sargent original cylinders.



**OLYMPUS  
LOCK**

Tel: 206.362.3290 | 800.525.0954  
Fax 206.362.3569 | www.olympuslock.com

# Combi-Cam Series

## Combination Cam Lock

### ► 7850 Combi-Cam 3-Dial Combi-Cam™



Chrome



Black



**Includes:**  
Pronged wood washer, fixing nut, three cams, 90° stop cam, cam screw, and lock washer



### 7850R Combi-Cam 3-Dial

Item	Finish	Cyl. Length	Fits Max. Material Thickness	Function
7850R-S 7850R-S-BLACK	Chrome Black	5/8"	3/8"	3-dial combination cam lock with up to 1,000 possible combinations. Easily resettable combination. Retrofits standard 3/4" diameter cam locks.
7850R-M 7850R-M-BLACK	Chrome Black	7/8"	5/8"	
7850R-L 7850R-L-BLACK	Chrome Black	1-1/8"	7/8"	
7850R-XL	Chrome	1-3/8"	1-1/8"	
7850-DC	Dust Cover	Accessory items [sold separately]		
7850-FP	Finger Pull			

### SPECIFICATIONS

**Keyless/Combination:** 3-dial combination cam lock provides for up to 1,000 possible combinations.

**Resettable:** To change the combination, simply have it on the opening combination, depress the change pin, and change to the new combination.

**Cam rotation:** 90° stop cam placement allows cam to rotate (swing) to the right or left as you face the lock.

**Body:** Zinc, steel

**Cylinder length:** 5/8", 7/8", 1-1/8" or 1-3/8"

**Barrel diameter:** 3/4"

**Finish:** Chrome or black

**Packaged:** 20 per box / 100 per case

### INCLUDED ACCESSORIES

Pronged wood washer, fixing nut, 90° stop cam, cam screw and lock washer, and three cams (3/4" straight cam, 1-1/2" straight cam, 1-1/2" x 1/4" reversible offset cam).

### OPTIONAL ACCESSORIES

**Dust cover:** #7850-DC -Conceal and protect dials from water, dust, etc.

**Finger pull:** #7850-FP - For use as cabinet handle. Mounts between Combi-Cam and cabinet surface.

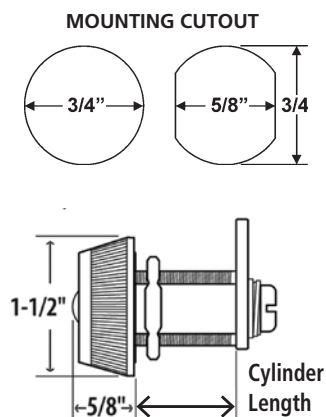
**Cams:** Offset cams (See below)



**Dust Cover**  
#7850-DC

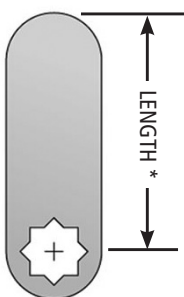


**Finger Pull**  
#7850-FP



### 7850 SERIES — OPTIONAL OFFSET CAMS

Width: 3/4"  
Thickness: 1/8"



1/2"



1/4"

Mounting Hole



SKU: 7850-OC-1-1/2 7850-OC-60-MM

\* **LENGTH** = The distance from the center of the mounting hole to the top of the cam.

SKU	Length *	Offset
7850-OC-1-1/2	1-1/2"	1/2"
7850-OC-60MM	2-1/3"	1/4"



The following warning is applicable to all parts listed on this page:  
**WARNING:** This product can expose you to chemicals including chromium, which is known to the State of California to cause cancer and birth defects or other reproductive harm. for more information go to [www.P65Warnings.ca.gov](http://www.P65Warnings.ca.gov).





### ► 7440 Combi-Cam Ultra™ (Dual Access) Combi-Cam™



Item	Finish	Cyl. Length	Fits Max. Material Thickness	Override Key Code	Function
7440S-KA374	Chrome	5/8"	3/8"	#KA374	3-dial combination cam/locker lock with key override and code retrieval. Up to 1,000 possible combinations.
7440M-KA374	Chrome	7/8"	5/8"	#KA374	
7440L-KA374	Chrome	1-1/8"	7/8"	#KA374	
7440L-BLK-KA168	Black	1-1/8"	7/8"	#KA168	
Override Keys are NOT included with locks — order separately as required (sold as a set of 2)					
7440-KEYS-168	Override keys, #168 (set of 2)				
7440-KEYS-374	Override keys, #374 (set of 2)				

**OPTIONAL CAMS:** See 100 Series straight and offset dual-hole cams on page 77.

### SPECIFICATIONS

**Keyless/Combination:** 3-dial combination cam/locker lock with key override and code retrieval capability offering convenient keyless access.

**Resettable:** Set the combination in three easy steps. Up to 1,000 possible combinations.

**Installation:** Can be installed vertically (door) or horizontally (drawer).

**Barrel diameter:** 3/4"

**Cylinder lengths:** 5/8", 7/8" or 1-1/8"

**Body:** Heavy duty die cast metal construction

**Cam:** Includes dual hole, 1-1/2" long straight cam for use in door or drawer applications.

**Cam rotation:** 90° stop cam placement allows cam to rotate 90° to the left or right.

**Finish:** Chrome (7440L also available in Black)

**Packaged:** 20 per box / 100 per case

### KEYING INFORMATION

**Keyway:** High security, tubular keyway. The Override Key allows for override or retrieval of the current combination. One key controls all locks in the same key code group.

**Keys:** Override keys are NOT included with locks. Order separately as required.

**Override keying:** Keyed alike

### INCLUDED ACCESSORIES

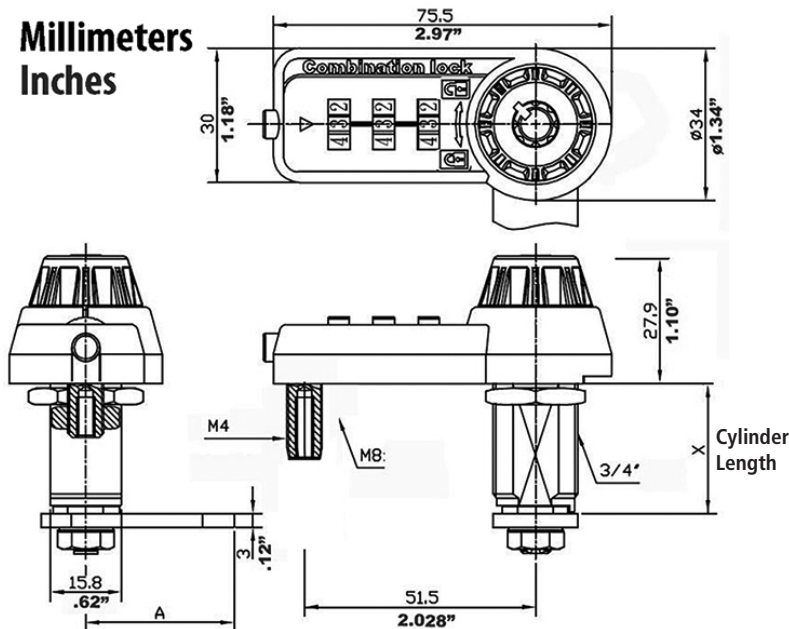
Pronged wood washer, fixing nut, 90° stop cam, cam screw and lock washer, 1-1/2" dual hole, straight cam.

### OPTIONAL ACCESSORIES

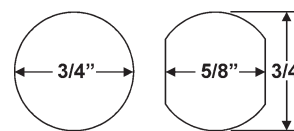
**7440-KEYS:** Override keys (set of 2). Specify key code when ordering.

**100 Series Cams:** Straight and offset dual-hole cams (page 77).

### Millimeters Inches



### MOUNTING CUTOUT



The Combi-Cam Ultra™ dual-access combination cam/locker lock offers key override AND patented code discovery. Manager key overrides locks when codes are forgotten, an employee leaves, etc. Code discovery allows the code to be discovered so that the combination can be set to a new code.

A wide range of optional cams are available. See 100 Series optional straight and offset cams on page 77.



**OLYMPUS  
LOCK INC.**

Tel: 206.362.3290 | 800.525.0954  
Fax 206.362.3569 | www.olympuslock.com

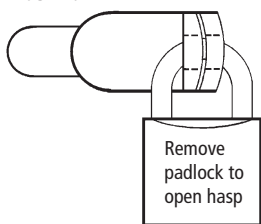


The following warning is applicable to all parts listed on this page:  
**WARNING:** This product can expose you to chemicals including chromium, which is known to the State of California to cause cancer and birth defects or other reproductive harm. for more information go to [www.P65Warnings.ca.gov](http://www.P65Warnings.ca.gov).

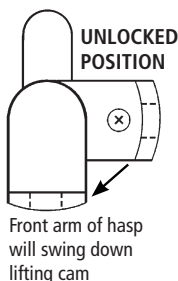
### ► DCP Padlockable Cam Lock



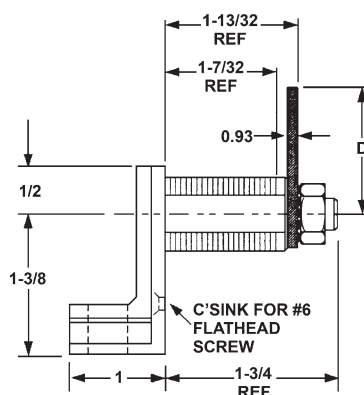
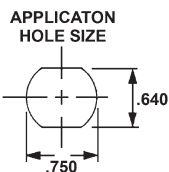
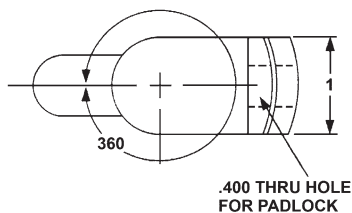
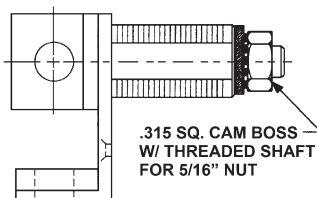
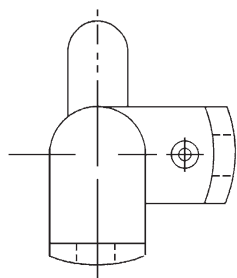
LOCKED POSITION



UNLOCKED POSITION



Item	Finish	Cyl. Length	Description
DCP	26D, US26, US3, US19	1-7/32"	Accepts most standard padlocks with a shackle diameter of 3/8" (10 mm) or less



### SPECIFICATIONS

**Function:** Cam lock for use with padlock as locking device. Functions on doors or drawers. Ideal for locker applications.

**Through-hole:** 0.4"

**Padlocks:** Not included

**Max. material thickness:** 1-1/8"

**Barrel diameter:** 3/4"

**Finish:** 26D, US26, US3, US19

**Packaged:** Packed 15 per box

### INCLUDED ACCESSORIES

DCP-LC straight 1-1/4" cam

DCNP-SPW pronged wood washer

### OPTIONAL ACCESSORIES

**Anti-rotation plate:** DCNP-500-ARP

**Padlock bumper plates:** DCP-SP1, and DCP-SP2.

Available in US32 polished stainless steel or US26D brushed chrome plated.

**Optional cams:** See chart below

### PADLOCKS

DCP works with most other manufacturer's padlocks with shackle diameter of 3/8" (10 mm) or less. See Olympus Lock's brass padlocks (pages 62-63).

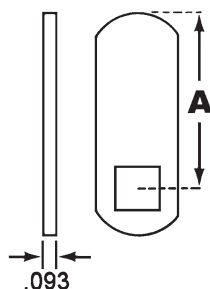


### OPTIONAL CAMS — for use with with DCP and DCP500

#### STRAIGHT CAMS

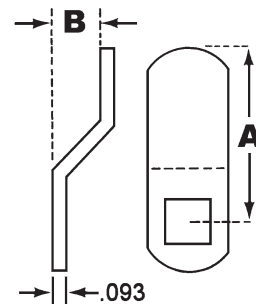
Part No.	Dim. A
DCP-SC	7/8"
DCP-LC **	1-1/4"
DCP-LC-112	1-1/2"
DCP-LC-134	1-3/4"
DCP-LC-225	2-1/4"
DCP-LC-250	2-1/2"

\*\*DCP-LC is included standard with DCP and DCP500. All other cams are available separately.



#### OFFSET CAMS

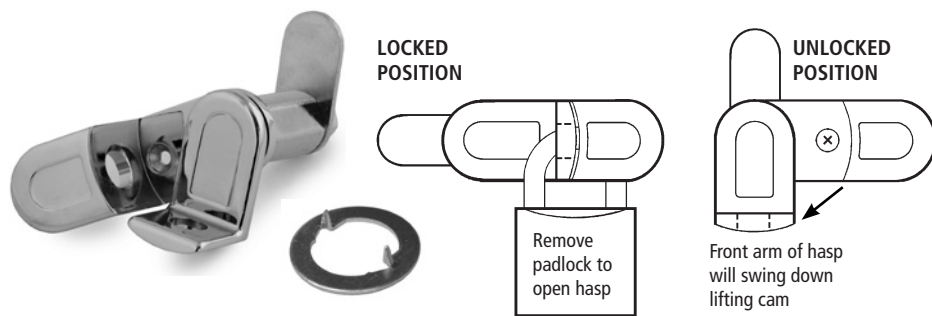
Part No.	Dim. A	Dim. B
DCP-1-14	1"	1/4"
DCP-LBC	1-1/4"	1/4"
DCP-114-18	1-1/4"	1/8"
DCP-118-18	1-1/8"	1/8"
DCP-114-38	1-1/4"	3/8"
DCP-LBC-138	1-3/8"	3/8"
DCP-LBC-178	1-7/8"	1/2"
DCP-112-14	1-1/2"	1/4"



The following warning is applicable to all parts listed on this page:  
**WARNING:** This product can expose you to chemicals including chromium, which is known to the State of California to cause cancer and birth defects or other reproductive harm. for more information go to [www.P65Warnings.ca.gov](http://www.P65Warnings.ca.gov).



### ► DCP500 Padlockable Cam Lock



Item	Finish	Cyl. Length	Description
DCP500	26D, US26	1-7/32"	Accepts most standard padlocks with a shackle diameter of 3/8" (10 mm) or less

### SPECIFICATIONS

**Function:** Cam lock for use with padlock as locking device. Functions on doors or drawers. Ideal for locker applications.

**Through-hole:** 0.4"

**Padlocks:** Not included

**Max. material thickness:** 1-1/8"

**Barrel diameter:** 3/4"

**Finish:** US26, US26D

**Packaged:** Packed 10 per box

### INCLUDED ACCESSORIES

DCP-LC straight 1-1/4" cam

DCNP-SPW pronged wood washer

### OPTIONAL ACCESSORIES

**Anti-rotation plate:** DCNP-500-ARP

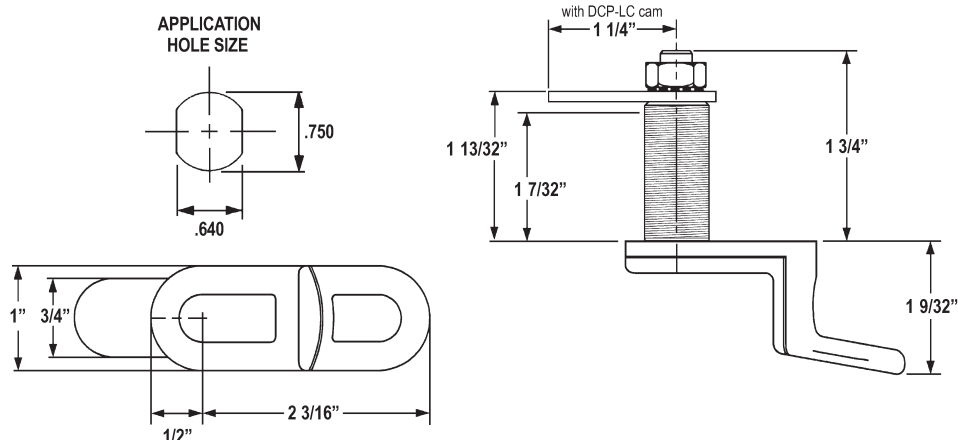
**Padlock bumper plates:** DCP-SP1 and DCP-SP2.

Available in US32 polished stainless steel or US26D brushed chrome plated.

**Optional cams:** See chart below

### PADLOCKS

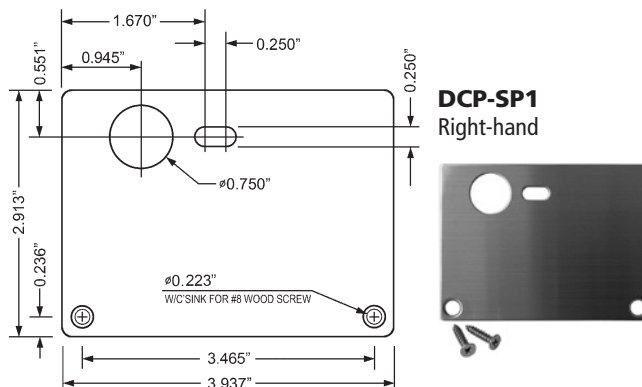
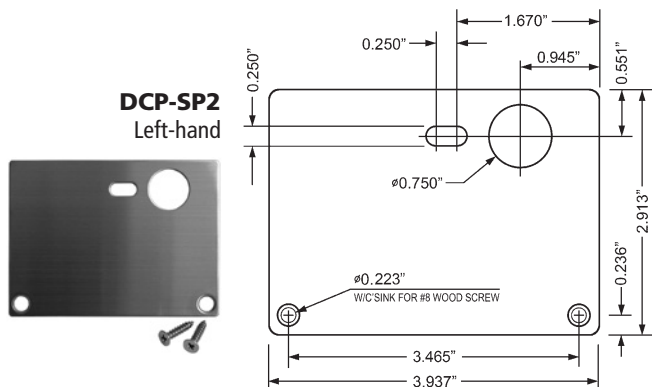
DCP500 works with most other manufacturer's padlocks with shackle diameter of 3/8" (10 mm) or less. See Olympus Lock's brass padlocks (pages 62-63).



### BUMPER PLATES — for use with DCP and DCP500



Item	Finish	Handing	Description
DCP-SP1	26D, US32	For right-hand doors	Padlock bumper plate (protects face of cabinet from padlock)
DCP-SP2	26D, US32	For left-hand doors	Padlock bumper plate (protects face of cabinet from padlock)



**OLYMPUS  
LOCK**

Tel: 206.362.3290 | 800.525.0954  
Fax 206.362.3569 | www.olympuslock.com



The following warning is applicable to all parts listed on this page:  
**WARNING:** This product can expose you to chemicals including chromium, which is known to the State of California to cause cancer and birth defects or other reproductive harm. for more information go to [www.P65Warnings.ca.gov](http://www.P65Warnings.ca.gov).

## GRAND MASTER KEYING

Before we can create a grand master key system, we need to have a realistic idea of the complete number of masters, sub masters and key codes that the system will require and whether there will be future expansion. Without this information at the beginning of the process, the options for future expansion may be limited. Grand master keying not available for Cascade Series disc tumbler locks.

## SPECIAL STAMPING

Custom (non-stock) lock face and key stamping and/or engraving is available for an additional charge. See price list for details and pricing.

## ► N Series Keying

### STOCK KEYING

**4-pin standard:** KD and KA# 101, 103, 107, 915

- **100/200/DCN:** Additional (4-pin) KA# 51001, 51002, 51003, 51004
- **T37:** Additional (4-pin) KA# 51001 through 51011 and 001 through 030

### STOCK MASTER KEYING

**5-pin standard:** Orders ship with 2 master keys per project and 2 change keys per lock. Includes **4-digit numeric** key code stamped on the change keys and face of lock. Provide key schedule at time of order.

### NON-STOCK MASTER KEYING

**4-pin:** Orders ship standard with 2 master keys per project and 2 change keys per lock. Includes **3-digit numeric** key code stamped on the change keys and face of lock. Provide key schedule at time of order.

**5-pin:** Orders ship standard with 2 master keys per project and 2 change keys per lock. Includes **4-digit numeric** key code stamped on the change keys and face of lock. Provide key schedule at time of order.

### GRAND MASTER KEYING

**5-pin:** Orders ship standard with 2 grand master keys per project and 2 change keys per lock. Includes **4-digit numeric** key code stamped on the change keys and face of lock. Provide key schedule and full scope of project at time of order and indicate required number of sub master keys for each group. Sub master keys are charged separately.

## ► Schlage C Keying

### STOCK KEYING

**5-pin standard:** KD and KA# 101, 102

### STOCK MASTER KEYING

**6-pin standard:** Orders ship standard with 2 master keys per project and 2 change keys per lock. Includes numeric key code stamped on the change keys. Lock face stamping available separately. Provide key schedule at time of order.

### NON-STOCK MASTER KEYING

**5-pin:** Locks ship standard with 2 master keys per project and 2 change keys per lock. Includes numeric key code stamped on the change keys. Lock face stamping available separately. Provide key schedule at time of order.

**6-pin:** Locks ship standard with 2 master keys per project and 2 change keys per lock. Includes numeric key code stamped on the change keys. Lock face stamping available separately. Provide key schedule at time of order.

### GRAND MASTER KEYING

**5-pin:** Orders ship standard with 2 grand master keys per project and 2 change keys per lock. Includes numeric key code stamped on the change keys. Lock face stamping available separately. Provide key schedule and full scope of project at time of order and indicate required number of sub master keys for each group. Sub master keys are charged separately.

**6-pin:** Orders ship standard with 2 grand master keys per project and 2 change keys per lock. Includes numeric key code stamped on the change keys. Lock face stamping available separately. Provide key schedule and full scope of project at time of order and indicate required number of sub master keys for each group. Sub master keys are charged separately.

## ► R Series Keying

### STOCK KEYING

**5-pin standard:** KD and KA# 4T2, 4T3

### STOCK MASTER KEYING

**5-pin standard:** Orders ship standard with 2 master keys per project and 2 change keys per lock. Includes **3-digit numeric** key code stamped on the change keys and face of lock. Provide key schedule at time of order.

### NON-STOCK MASTER KEYING

**5-pin:** Orders ship standard with 2 master keys per project and 2 change keys per lock. Includes **3-digit numeric** key code stamped on the change keys and face of lock. Provide key schedule at time of order.

**\*6-pin:** Orders ship standard with 2 master keys per project and 2 change keys per lock. Includes numeric key code stamped on the change keys and face of lock. Provide key schedule at time of order.

### GRAND MASTER KEYING

**5-pin:** Orders ship standard with 2 grand master keys per project and 2 change keys per lock. Includes numeric key code stamped on the change keys and face of lock. Provide key schedule and full scope of project at time of order and indicate required number of sub master keys for each group. Sub master keys are charged separately.

**\*6-pin:** Orders ship standard with 2 grand master keys per project and 2 change keys per lock. Includes numeric key code stamped on the change keys and face of lock. Provide key schedule and full scope of project at time of order and indicate required number of sub master keys for each group. Sub master keys are charged separately.

**\* 6-pin keying note:** Available on 500, 600, 996, and 997 series locks only.

## ► SFIC Keying

### STOCK KEYING

**N/A:** All cores are custom keyed. Specify keyway and type of keying at time of order.

### CUSTOM (KA/KD) / MASTER KEYING

**6-pin or 7-pin:** Orders ship standard with 2 change keys per core. Includes numeric key code stamped on the change keys. 2 additional cut keys (master keys and/or control keys—specify at time of order) are included with each order and/or project. Provide key schedule at time of order. Additional keys may be purchased separately.

### GRAND MASTER KEYING

**6-pin or 7-pin:** Orders ship standard with 2 change keys per core. Includes numeric key code stamped on the change keys. 2 additional cut keys (master keys and/or control keys—specify at time of order) are included with each project. Provide key schedule and full scope of project at time of order and indicate required number of sub master keys for each group. Sub master keys are charged separately.

## ► Cascade Keying

### STOCK KEYING

**5-disc standard:** KD, MKKD [120 codes] and KA# C346A, C390A, C413A, C415A, C420A, C452A

### CUSTOM KEYING

**5-disc standard:** Orders ship with 2 change keys per lock. Master keys must be purchased separately. Lock face stamping/engraving is available for an upcharge. Provide key schedule at time of order. 380 total KD or MKKD codes available if custom keyed. Grand master keying not available.





### ► 953,954,955,960,961 Cam Locks



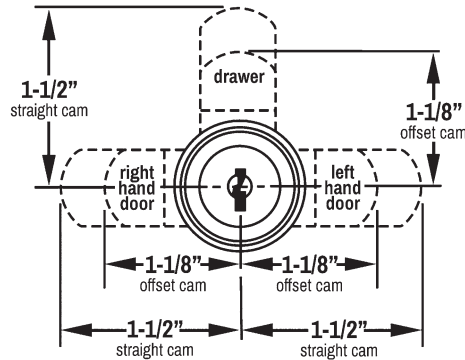
Passed ANSI/BHMA  
A156.11 Grade 2  
cycle test



**Coming Q4 2024**

951 (7/16" cylinder length)

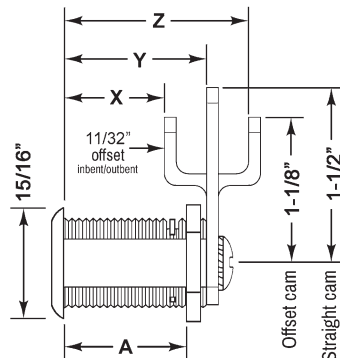
952 (5/8" cylinder length)



Dimensional offset of 1-1/8" cam is 11/32"

Item	Finish	Cylinder Length	Maximum Material Thickness	Inner Box Quantity	Case Quantity
954	14A, US19	15/16"	5/8"	15/box	120/case
953	14A, US19	1-3/16"	7/8"	15/box	120/case
955	14A, US19	1-7/16"	1-1/8"	15/box	120/case
960	14A, US19	1-3/4"	1-7/16"	15/box	120/case
961	14A, US19	2"	1-13/16"	15/box	120/case

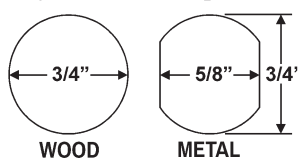
Item	Cylinder Length/ Straight Cam (Y)	Max. Mat. Thickness (A)	Inbent Cam (X)	Outbent Cam (Z)
954	15/16"	5/8"	19/32"	1-9/32"
953	1-3/16"	7/8"	27/32"	1-17/32"
955	1-7/16"	1-1/8"	1-3/32"	1-25/32"
960	1-3/4"	1-7/16"	1-13/32"	2-3/32"
961	2"	1-13/16"	1-21/32"	2-11/32"



#### KEYBLANKS, CUT KEYS, KEYING KIT

Item	Description
KB-D85-C-NP	Key blank (for NON-MK locks)
KB-D85-C-CUST	Custom cut change key (for NON-MK locks)
KB-D83-D-NP	Key blank (for MK locks)
KB-D83-D-CUST	Custom cut change key (for MK locks)
KB-D84-E-MK	Cut master key E41A (for MK locks)
KB-D85-XXXX	Cut key for stock KA XXXX [where XXXX = KA key code]
D1	DISC Keying Kit (KA/KD/MK)

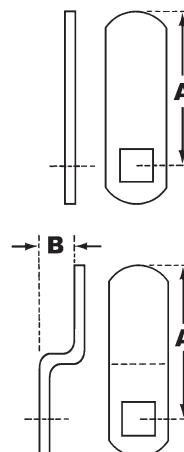
#### Cylinder Mounting Holes



WOOD

METAL

Eyelet spur washer to be used in wood applications only.



#### SPECIFICATIONS

**Keying:** Will key together with CompX National disc tumbler locks

**Assembly:** Ships with body and cylinder assembled for fast and easy installation

**ANSI/BHMA:** Passed ANSI/BHMA Grade 2 cycle test: 20,000 cycles, including key insertion and removal [E07262]

**US Patent:** Patent pending

**Body:** Zinc die cast

**Cylinder:** Zinc die cast, 5 disc tumbler

**Standard function:** 90 degree cam rotation, key removable in locked and unlocked position

**Key retaining:** Key removable in the locked position only (available for an upcharge).

**Cams:** Ships with one straight and one offset cam  
**Spur Washer:** Ships with anti-rotation, eyelet spur washer (which can be locked into place for a more secure mounting)

**Finish:** 14A (bright nickel) or US19 (matte black)

**Packaged:** Packed 15 per box, 120 per case

#### KEYING INFORMATION

**Keyway:** Cascade Series (equivalent to National 5-disc system)

**Keys:** Includes 2 keys per lock

**Stock keying:** KA, KD or MKKD [NOTE: stock KD/MKKD max 120 codes. [Max 380 KD/MKKD codes if custom keyed]

**Stock KA#:** C346A, C390A, C413A, C415A, C420A, C452A

**Custom keying:** MKKA and/or MKKD to schedule

**Engraving:** Lock face engraving with key code available (with upcharge)

#### Keyblanks:

KB-D85-C-NP Key blank (for NON-MK locks)

KB-D83-D-NP Key blank (for MK locks)

#### Keying Kit:

D1 Disc tumbler keying kit for KA, KD and MK

#### INCLUDED ACCESSORIES

P95-CM-1 - 1-1/2" straight cam

P95-CM-2 - 1-1/8" long with 11/32" offset cam

P95-SPW - eyelet spur washer \*Patent Pending\*

P95-FN-Z - fixing nut

P95-TR - trim ring

P95-CS - cam screw with star washer

P95-RS - retainer staple

#### OPTIONAL CAMS

Part No.	Dim. A [length]	Dim. B [offset]	Description
P95-CM-1 **	1-1/2"	-	Straight cam
P95-CM-3	3"	-	Straight cam
P95-CM-5	1-1/2"	-	Straight <b>hook</b> cam
P95-CM-6	1"	-	Straight cam
P95-CM-2 **	1-1/8"	11/32"	Offset cam
P95-CM-4	1-5/8"	11/32"	Offset cam

\*\* P95-CM-1 and P95-CM-2 are included standard with each disc tumbler cam lock. All other cams are available separately.



**OLYMPUS  
LOCK**

Tel: 206.362.3290 | 800.525.0954  
Fax 206.362.3569 | www.olympuslock.com



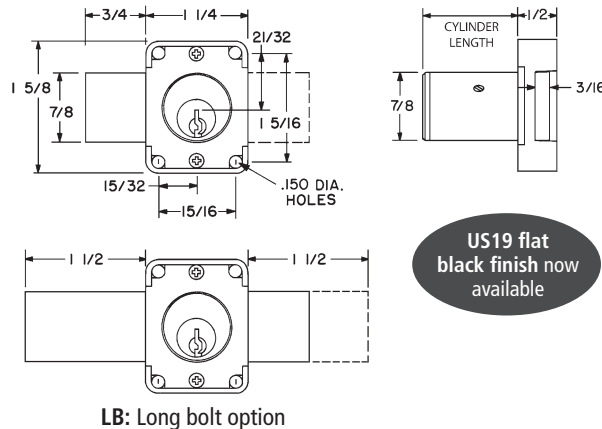
The following warning is applicable to all parts listed on this page:  
**WARNING:** This product can expose you to chemicals including chromium, which is known to the State of California to cause cancer and birth defects or other reproductive harm. for more information go to www.P65Warnings.ca.gov.

## ► 100DR | 100B | 100M Deadbolt Lock



ANSI/BHMA  
A156.11 Grade 1  
E07121

Woodwork Institute  
(WI) acknowledged  
product



### 100DR

**Function:** Standard function lock

**Includes:** 2 keys, 56-1 bar strike, and lock mounting screws

### 100B - Weather Resistant

**Function:** Weather resistant construction. Suitable for outdoor use in covered areas only.

**Includes:** 2 keys, 56-1 bar strike, and lock mounting screws

### 100DR

Item	Function	Finish	Cyl. Length	Keying
100DR	Door	26D, US4, 10B, US19	15/16"	KD, KA 101,103,107,915
100DR	Door	26D, US4, 10B	1-3/8"	KA 51001,51002,51003,51004 <sup>*note</sup> Custom keyed
<b>Key-retaining:</b>		Specify item <b>100KL</b> for left-hand doors and <b>100KR</b> for right-hand doors. (KL and KR designation are <i>only required for key retaining locks</i> ).		
<b>Long bolt:</b>		Specify <b>LB</b> for long bolt installed in lock.		

### 100B - B Series (Weather Resistant)

Item	Function	Finish	Cyl. Length	Keying
100B	Door	26D, US4, 10B, US19	15/16"	KD, KA 101,103,107,915
100B	Door	26D, US4, 10B	1-3/8"	KA 51001,51002,51003,51004 <sup>*note</sup> Custom keyed
<b>Key-retaining:</b>		Specify item <b>100BKL</b> for left-hand doors and <b>100BKR</b> for right-hand doors. (BKL and BKR designation are <i>only required for key retaining B Series locks</i> ).		
<b>Long bolt:</b>		Specify <b>LB</b> for long bolt installed in lock.		

### 100M - MRI Function (Non-Magnetic)

Item	Function	Finish	Cyl. Length	Keying
100M	Door	26D	15/16" or 1-3/8"	KD, KA 101,103,107,915 KA 51001,51002,51003,51004 <sup>*note</sup> Custom keyed
<b>Key-retaining (MRI):</b>		Specify item <b>100MKL</b> for left-hand doors and <b>100MKR</b> for right-hand doors. (MKL and MKR designation are <i>only required for key retaining MRI locks</i> ).		
<b>Long bolt:</b>		Specify <b>LB</b> for long bolt installed in lock.		

<sup>\*note</sup> KA# 51001, 51002, 51003 and 51004 available in US26D finish only

## SPECIFICATIONS

**Keying:** Can be keyed together with other N Series locks

**Rekeyable:** Easily rekeyable via set screw cylinder release mechanism

**ANSI/BHMA:** Passed ANSI/BHMA A156.11 Grade 1 performance requirements. Equivalent to E07121(100DR) / E07041(200DW).

**Standard function:** Key removable in locked or unlocked position. Standard function locks are non-handed.

**Key-retaining:** Key removable in locked position only. Specify handing (KL/KR for doors or KI/KV for drawers) when ordering.

**US Patent Nos:** 4,899,563; 4,920,774

**Body:** Zinc die cast

**Cylinder:** Solid brass, pin tumbler

**Cylinder length:** 15/16" or 1-3/8"

**Barrel diameter:** 7/8"

**Finish:** 26D, US4, 10B or US19

**Packaged:** Packed 10 per box

## KEYING INFORMATION

**Keyway:** N Series (equivalent to National D4291 4-pin or D4292 5-pin system)

**Keys:** Includes 2 keys per lock

**Stock keying:** KD/KA - 4 pin standard

**Stock KA#:** 101, 103, 107, 915, 51001, 51002, 51003, 51004<sup>\*note</sup>

**Masterkeyed:** 5 pin standard

**Grand masterkeyed:** Available

**Keyblank 4-pin:** KBN-4-NP  
(equivalent to NA14, 1069L)

**Keyblank 5-pin:** KBN-5-NP  
(equivalent to NA12, 1069LA)

**Keyblank 5-pin copper plated:** KBN-5B  
(use with 100M/200M MRI locks)

## INCLUDED ACCESSORIES

**100DR/100B:** 2 keys, 56-1 bar strike, and lock mounting screws

**100M:** 2 keys, 56-1 bar strike, and lock mounting screws (keys, components and materials are non-ferrous/non-magnetic)

## OPTIONAL ACCESSORIES

See the accessories section of this catalog for a complete list.

**Spacers:** WP20 (3/16" thick), WP21 (3/32" thick), WP22 (1/4" thick), WP23 (1/2" thick)

**Strikes:** 07S, 12-1, 12-2, 12-3, 12-5, 12-4, 56-1

**Trim ring:** TR1256

**Through-bolt hardware:** ETS2 trim plate, ETS2-PL trim pull and ETST2 template

**Long bolt (bolt only):** 15-1-35 for use with 100DR/100B/100M

The following warning is applicable to all parts listed on this page:



**WARNING:** This product can expose you to chemicals including chromium, which is known to the State of California to cause cancer and birth defects or other reproductive harm. for more information go to [www.P65Warnings.ca.gov](http://www.P65Warnings.ca.gov).

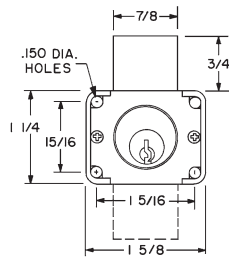


## ► 200DW | 200B | 200M Drawer Lock

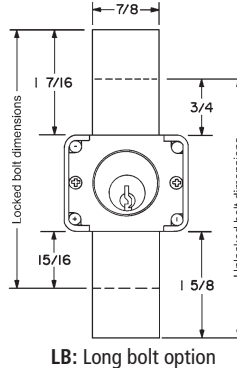
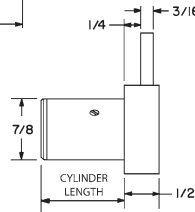


ANSI/BHMA  
A156.11 Grade 1  
E07041

Woodwork Institute  
(WI) acknowledged  
product



US19 flat  
black finish now  
available



LB: Long bolt option

### 200DW

**Function:** Standard function lock

**Includes:** 2 keys, 12-3 bar strike, and lock mounting screws

### 200B - Weather Resistant

**Function:** Weather resistant construction. Suitable for outdoor use in covered areas only.

**Includes:** 2 keys, 12-3 bar strike, and lock mounting screws

### 200M - MRI Function

**Function:** MRI locks are made of all non-magnetic materials and components specifically for use in MRI medical applications.

**Includes:** 2 keys, 56-1 bar strike, and lock mounting screws (keys, components and materials are non-ferrous/non-magnetic)

### 200DW

Item	Function	Finish	Cyl. Length	Keying
200DW	Drawer	26D, US4, 10B, US19	15/16" or 1-3/8"	KD, KA 101,103,107,915 KA 51001,51002,51003,51004 <sup>*note</sup>
200DW	Drawer	26D, 10B	1-5/8"	Custom keyed
<b>Key-retaining:</b>		Specify item <b>200KI</b> for inverted drawers and <b>200KV</b> for vertical drawers. (BKI and BKV designations are <i>only required for key retaining locks</i> ).		
<b>Long bolt:</b>		Specify <b>LB</b> for long bolt installed in lock.		

### 200B - B Series (Weather Resistant)

Item	Function	Finish	Cyl. Length	Keying
200B	Drawer	26D, US4, 10B, US19	15/16" or 1-3/8"	KD, KA 101,103,107,915 KA 51001,51002,51003,51004 <sup>*note</sup>
200B	Drawer	26D, 10B	1-5/8"	Custom keyed
<b>Key-retaining:</b>		Specify item <b>200BKI</b> for inverted drawers and <b>200BKV</b> for vertical drawers. (BKI and BKV designations are <i>only required for key retaining locks</i> ).		
<b>Long bolt:</b>		Specify <b>LB</b> for long bolt installed in lock.		

### 200M - MRI Function (Non-Magnetic)

Item	Function	Finish	Cyl. Length	Keying
200M	Drawer	26D	15/16", 1-3/8" or 1-5/8"	KD, KA 101,103,107,915 KA 51001,51002,51003,51004 <sup>*note</sup>
<b>Key-retaining (MRI):</b>		Specify item <b>200MKI</b> for inverted drawers and <b>200MKV</b> for vertical drawers. (MKI and MKV designations are <i>only required for key retaining MRI locks</i> ).		
<b>Long bolt:</b>		Specify <b>LB</b> for long bolt installed in lock.		

<sup>\*note</sup> KA# 51001, 51002, 51003 and 51004 available in US26D finish only

## SPECIFICATIONS

**Keying:** Can be keyed together with other N Series locks

**Rekeyable:** Easily rekeyable via set screw cylinder release mechanism

**ANSI/BHMA:** Passed ANSI/BHMA A156.11 Grade 1 performance requirements. Equivalent to E07121(100DR) / E07041(200DW).

**Standard function:** Key removable in locked or unlocked position. Standard function locks are non-handed.

**Key-retaining:** Key removable in locked position only. Specify handing (KL/KR for doors or KI/KV for drawers) when ordering.

**US Patent Nos:** 4,899,563; 4,920,774

**Body:** Zinc die cast

**Cylinder:** Solid brass, pin tumbler

**Cylinder length:** 15/16", 1-3/8" or 1-5/8"

**Barrel diameter:** 7/8"

**Finish:** 26D, US4, 10B or US19

**Packaged:** Packed 10 per box

## KEYING INFORMATION

**Keyway:** N Series (equivalent to National D4291 4-pin or D4292 5-pin system)

**Keys:** Includes 2 keys per lock

**Stock keying:** KD/KA - 4 pin standard

**Stock KA#:** 101, 103, 107, 915, 51001, 51002, 51003, 51004<sup>\*note</sup>

**Masterkeyed:** 5 pin standard

**Grand masterkeyed:** Available

**Keyblank 4-pin:** KBN-4-NP

(equivalent to NA14, 1069L)

**Keyblank 5-pin:** KBN-5-NP

(equivalent to NA12, 1069LA)

**Keyblank 5-pin copper plated:** KBN-5B

(use with 100M/200M MRI locks)

## INCLUDED ACCESSORIES

**200DW/200B:** 2 keys, 12-3 angle strike, and lock mounting screws

**200M:** 2 keys, 56-1 bar strike, and lock mounting screws (keys, components and materials are non-ferrous/non-magnetic)

## OPTIONAL ACCESSORIES

See the accessories section of this catalog for a complete list.

**Spacers:** WP20 (3/16" thick), WP21 (3/32" thick), WP22 (1/4" thick), WP23 (1/2" thick)

**Strikes:** 07S, 12-1, 12-2, 12-3, 12-5, 12-4, 56-1

**Trim ring:** TR1256

**Through-bolt hardware:** ETS2 trim plate, ETS2-PL trim pull and ETST2 template

**Long bolt (bolt only):** 15-1-35 for use with 200DW/200B/200M locks



OLYMPUS  
LOCK INC.

Tel: 206.362.3290 | 800.525.0954  
Fax 206.362.3569 | www.olympuslock.com



The following warning is applicable to all parts listed on this page:  
**WARNING:** This product can expose you to chemicals including chromium, which is known to the State of California to cause cancer and birth defects or other reproductive harm. for more information go to www.P65Warnings.ca.gov.

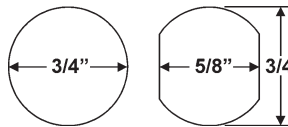
## ► DCN Cam Lock

US19 flat  
black finish now  
available



Locks in all eight positions  
with 2 reversible cams

### MOUNTING CUTOUT



ANSI/BHMA  
A156.11 Grade 1  
E07261 / E07271

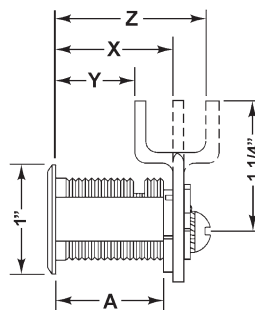
Woodwork Institute  
(WI) acknowledged  
product

Item	Finish	Cyl. Length	Keying
DCN1	26D, US3, 10B, US19	1-1/16"	KD, KA 101,103,107,915 KA 51001,51002,51003,51004 <sup>*note</sup> Custom keyed
DCN2	26D, US3, 10B, US19	1-3/16"	
DCN3	26D, US3, 10B, US19	1-7/16"	
DCN4	26D, US3, 10B, US19	1-3/4"	
Cylinder length: As measured with straight cam.			

\*note KA# 51001, 51002, 51003 and 51004 available in US26D finish only

### DIMENSIONS

	For Mat. Thickness	Straight Cam (X)	Inbent Cam (Y)	Outbent Cam (Z)	Cylinder Length (A)
DCN1	3/4"	1-1/16"	3/4"	1-3/8"	1"
DCN2	7/8"	1-3/16"	7/8"	1-1/2"	1-1/8"
DCN3	1-1/8"	1-7/16"	1-1/8"	1-3/4"	1-3/8"
DCN4	1-1/2"	1-13/16"	1-1/2"	2-1/8"	1-3/4"



## SPECIFICATIONS

**Keying:** Can be keyed together with other N Series locks

**Rekeyable:** Easily rekeyable via cylinder retainer clip

**ANSI/BHMA:** Passed ANSI/BHMA A156.11 Grade 1 performance requirements. Equivalent to E07261 / E07271.

**US Patent Nos:** 5,038,589; 5,737,950

**Body:** Zinc die cast

**Cylinder:** Zinc die cast, pin tumbler

**Standard function:** Key removable in locked or unlocked position.

**Key retaining function:** Alternate key-retaining shifters (page 62) are available separately for key removable in locked position only.

**Cams:** 2 reversible cams work in all positions

**Face:** 1" face covers splintering, no additional trim ring required

**Finish:** 26D, US3, 10B or US19

**Packaged:** Packed 10 per box

## KEYING INFORMATION

**Keyway:** N Series (equivalent to National D4291 4-pin or D4292 5-pin system)

**Keys:** Includes 2 keys per lock

**Stock keying:** KD/KA - 4 pin standard

**Stock KA#:** 101, 103, 107, 915, 51001, 51002, 51003, 51004\*note

**Masterkeyed:** 5 pin standard

**Grand masterkeyed:** Available

**Keyblank 4-pin:** KBN-4-NP (equivalent to NA14, 1069L)

**Keyblank 5-pin:** KBN-5-NP (equivalent to NA12, 1069LA)

## INCLUDED ACCESSORIES

See below.

## OPTIONAL ACCESSORIES

See pages 78-79 for a complete list of optional cam sizes and other accessories for use with DCN cam locks.

**DCNP-200-KR:** Key retaining drawer cam shifter

**DCNP-200-KDR:** Key retaining door cam shifter

## INCLUDED ACCESSORIES

<p><b>DCNP-100-SC</b> straight cam</p>	<p><b>DCNP-100-BC</b> offset reversible cam</p>	<p><b>DCNP-500-ARP</b> anti-rotation plate</p>	<p><b>DCNP-200-OCD</b> lost-motion cam shifter</p>
--	---	--	--

The following warning is applicable to all parts listed on this page:



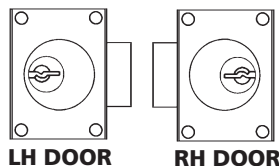
**WARNING:** This product can expose you to chemicals including chromium, which is known to the State of California to cause cancer and birth defects or other reproductive harm. for more information go to [www.P65Warnings.ca.gov](http://www.P65Warnings.ca.gov).



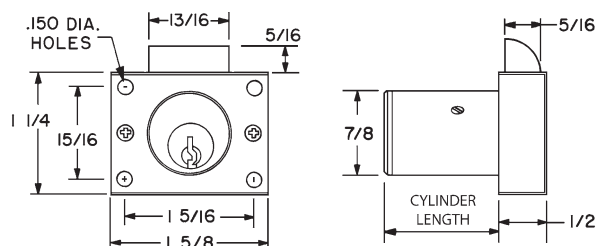




## ► L20V Heavy Duty Latch Lock



Item	Function	Finish	Cyl. Length	Keying
L20V	VH Drawer	26D	15/16" or 1-3/8"	KD, KA 101, 103, 107, 915 Custom Keyed
For door function, turn lock 90 degrees.				



### SPECIFICATIONS

**Function:** Heavy duty spring latch

**Keying:** Can be keyed together with other N Series locks

**Function:** Heavy duty spring latch for high-use applications

**Rekeyable:** Easily rekeyable via set screw cylinder release mechanism

**US Patent Nos:** 4,899,563; 4,920,774

**Body:** Zinc die cast

**Cylinder:** Solid brass, pin tumbler

**Cylinder length:** 15/16" or 1-3/8"

**Barrel diameter:** 7/8"

**Latch projection:** 5/16"

**Finish:** 26D

**Packaged:** Packed 10 per box

### KEYING INFORMATION

**Keyway:** N Series (equivalent to National D4291 4-pin or D4292 5-pin system)

**Keys:** Includes 2 keys per lock

**Stock keying:** KD/KA - 4 pin standard

**Stock KA#:** 101, 103, 107, 915

**Masterkeyed:** 5 pin standard

**Grand masterkeyed:** Available

**Keyblank 4-pin:** KBN-4-NP

(equivalent to NA14, 1069L)

**Keyblank 5-pin:** KBN-5-NP

(equivalent to NA12, 1069LA)

### INCLUDED ACCESSORIES

**Strike:** 999-STRIKE (slotted lip strike)

### OPTIONAL ACCESSORIES

See the accessories section of this catalog for a complete list.

**Spacers:** WP20 (3/16" thick), WP21 (3/32" thick), WP22 (1/4" thick), WP23 (1/2" thick)

**Strikes:** 075, 12-1, 12-2, 12-3, 12-4, 56-1

**Trim ring:** TR1256

**Through-bolt hardware:** ETS2 trim plate, ETS2-PL trim pull and ETST2 template



The following warning is applicable to all parts listed on this page:  
**WARNING:** This product can expose you to chemicals including chromium, which is known to the State of California to cause cancer and birth defects or other reproductive harm. for more information go to [www.P65Warnings.ca.gov](http://www.P65Warnings.ca.gov).



## ► 998 | 999 Latch Lock



998V



998I

999R

999L

### FIELD REVERSIBLE INTO ALL FOUR HANDINGS

Item	Function	Finish	Cyl. Length	Keying
999R	RH Door	26D	15/16" or 1-3/8"	KD, KA 101, 103, 107, 915 Custom Keyed
999L	LH Door	26D	15/16" or 1-3/8"	
998V	VH Drawer	26D	15/16" or 1-3/8"	
998I	IH Drawer	26D	15/16" or 1-3/8"	

**Field reversible:** Locks are easily reconfigured in the field into any of the four handings.

### SPECIFICATIONS

**Function:** Spring latch  
**Keying:** Can be keyed together with other N Series locks  
**Reversible:** Easily reversible between door and drawer function  
**Rekeyable:** Easily rekeyable via set screw cylinder release mechanism  
**US Patent Nos:** 4,899,563; 7,874,189 B2  
**Body:** Zinc die cast  
**Cylinder:** Solid brass, pin tumbler  
**Cylinder length:** 15/16" or 1-3/8"  
**Barrel diameter:** 7/8"  
**Latch projection:** 1/4"  
**Finish:** 26D  
**Packaged:** Packed 10 per box

### KEYING INFORMATION

**Keyway:** N Series (equivalent to National D4291 4-pin or D4292 5-pin system)  
**Keys:** Includes 2 keys per lock  
**Stock keying:** KD/KA - 4 pin standard  
**Stock KA#:** 101, 103, 107, 915  
**Masterkeyed:** 5 pin standard  
**Grand masterkeyed:** Available  
**Keyblank 4-pin:** KBN-4-NP (equivalent to NA14, 1069L)  
**Keyblank 5-pin:** KBN-5-NP (equivalent to NA12, 1069LA)

### INCLUDED ACCESSORIES

**Strike:** 999-STRIKE (slotted lip strike)

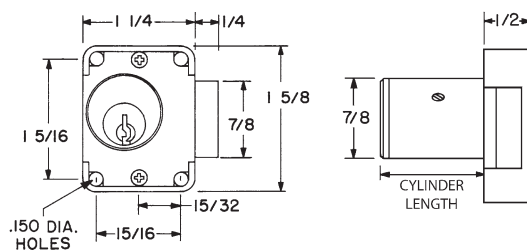
### OPTIONAL ACCESSORIES

See the accessories section of this catalog for a complete list.

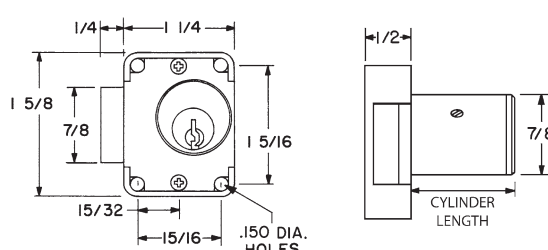
**Spacer:** WP24 (1/8" thick)

**Trim ring:** TR1256

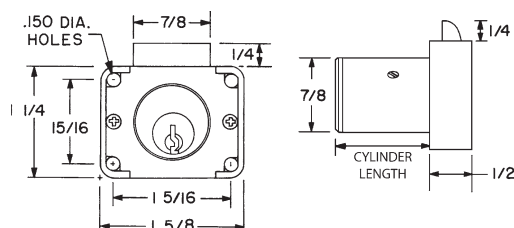
#### 999L LEFT HAND



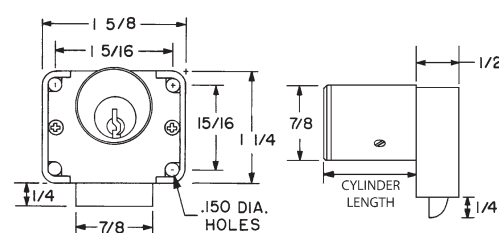
#### 999R RIGHT HAND



#### 998V VERTICAL HAND



#### 998I INVERTED HAND



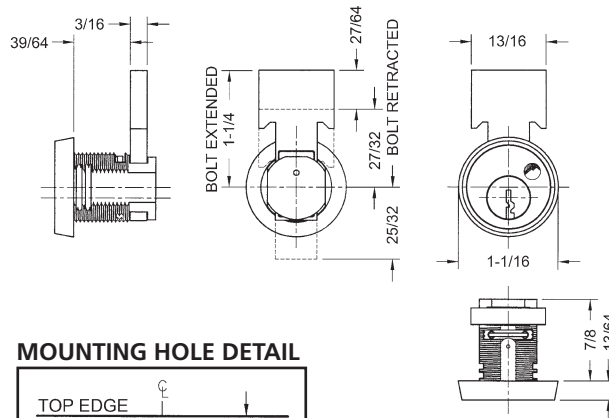
**OLYMPUS  
LOCK**

Tel: 206.362.3290 | 800.525.0954  
 Fax 206.362.3569 | www.olympuslock.com

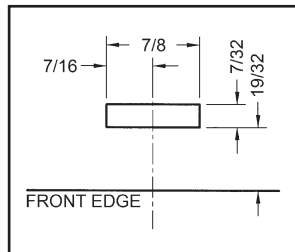


The following warning is applicable to all parts listed on this page:  
**WARNING:** This product can expose you to chemicals including chromium, which is known to the State of California to cause cancer and birth defects or other reproductive harm. for more information go to [www.P65Warnings.ca.gov](http://www.P65Warnings.ca.gov).

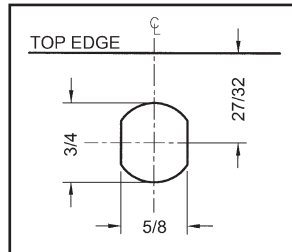
## ► T37 T-Bolt Drawer Lock



### DRAWER DETAIL



### MOUNTING HOLE DETAIL



Item	Finish	Cyl. Length	For Material	Keying
T37	26D	19/32"	1/4"	KA* or KD (4-pin) Custom, master keyed (4-pin)
T37-2		Long bolt		
T37-3		Short bolt (Chicago-style) for 25/32" backset		
T37-RC		Spring mounting clip		
T37-NKIT		Number plate kit		
T37DC-NP		Replacement number plate only		
<b>*KA Nos:</b> 101,103,107,915 51001 through 51011 001 through 030 Other non-stock codes available through custom keying.				

## SPECIFICATIONS

**Keying:** Can be keyed together with other N Series locks

**Rekeyable:** Working top-slide, cylinder retainer staple and removable bezel ring make rekeying fast and easy. No more need to pry off faceplates and pin retainer clips.

**US Patent No:** 5,038,589

**Standard function:** Key removable in locked or unlocked position.

**Retrofits:** National C8137

**Body:** Zinc die cast

**Cylinder:** Zinc die cast, pin tumbler

**Bolt:** Stainless steel

**Includes:** Brass mounting nut. Spring mounting clip  
T37-RC is available separately.

**Barrel diameter:** 3/4"

**Across flats:** 5/8"

**Finish:** 26D

**Packaged:** Packed 10 per box

## KEYING INFORMATION

**Keyway:** N Series (equivalent to National D4291 4-pin system)

**Keys:** Includes 2 keys per lock

**Stock keying:** KD/KA - 4 pin standard

**Stock KA#:** 101, 103, 107, 915

51001 through 51011

001 through 030

**Masterkeyed:** 4 pin standard


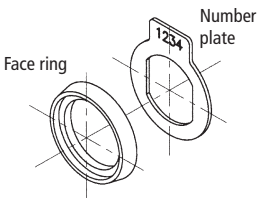
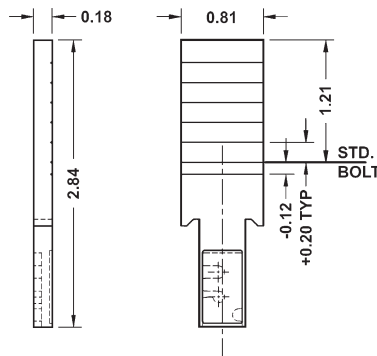
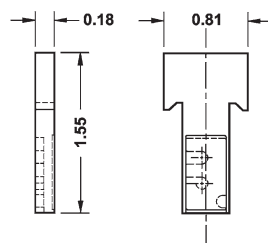
**Keyblank 4-pin:** KBN-4-NP  
(equivalent to NA14, 1069L)

## SPECIAL NOTE ON BOLTS ONLY

The T37-1 (regular bolt), T37-2 (long bolt) and T37-3 (short bolt) will not work in the National C8137 lock. However, the C8137 bolts will work in the T37 lock.

## OPTIONAL ACCESSORIES

See below.

OPTIONAL ACCESSORIES			
 <p><b>T37-RC</b> Spring mounting clip</p> <p>The lock comes standard with clip mounting locations up to 11/64" material thicknesses.</p>	 <p><b>T37-NKIT</b> Number plate kit eliminates need to stamp face of lock</p> <p>Replacement number plates also available separately (Use part no. T37DC-NP).</p>	 <p><b>T37-2</b> Long bolt can be cut to length required by application</p>	 <p><b>T37-3</b> Short bolt for 25/32" backset</p>

The following warning is applicable to all parts listed on this page:




**WARNING:** This product can expose you to chemicals including chromium, which is known to the State of California to cause cancer and birth defects or other reproductive harm. for more information go to [www.P65Warnings.ca.gov](http://www.P65Warnings.ca.gov).





## ► T54C T-Knob Cylinder Replacement Kit



Item	Finish	Type	Use with	Keying
T54C	26D	Replacement cylinder	CompX/National C8154 or C8155	Ships standard with empty chambers and 2 ringed 4-pin keyblanks. KD, KA or MK available.

**Usage:** T54C T-Knob Cylinder Replacement Kit replaces original CompX/National T-knob pin tumbler cylinders. No need to replace the entire t-knob lock, just replace the non-functioning cylinder. Cylinder is all brass construction for increased durability. This 5-pin cylinder can be keyed to match existing 4-pin or 5-pin systems. T54C replacement cylinder works with all CompX/National pin-tumbler t-knob locks regardless of handing or key operation (key removable in locked or unlocked position) or latch configuration. **Can be keyed to match our T37 Series locks (see opposite page) or any of our N Series products.**

### SPECIFICATIONS

**Keying:** Can be keyed together with other N Series locks  
**Rekeyable:** Includes working top-slide for easy rekeying  
**Replaces:** CompX/National original cylinder for C8154 or C8155 pin tumbler t-knob locks for metal cabinet doors.  
**Cylinder:** Drilled for 5 pins. Can be keyed to match existing 4-pin or 5-pin systems.  
**Material:** Solid brass  
**Finish:** 26D  
**Packaged:** Packed 25 per box

### KEYING INFORMATION

**Keyway:** N Series (equivalent to National D4291 4-pin or D4292 5-pin system)  
**Keying:** Can be keyed to match National 4 or 5 pin key systems  
**Includes:** Plug and housing, no pins or springs and 2 ringed KBN-4-NP (4-pin) keyblanks  
**Custom keying:** Available  
**Keyblank 4-pin:** KBN-4-NP (equivalent to NA14, 1069L)  
**Keyblank 5-pin:** KBN-5-NP (equivalent to NA12, 1069LA)

## ► FC10 File Cabinet Lock Kit



**HON®**



Item	Finish	Keying
FC10	26D	KD, KA 101,103,107,915 Custom, master keyed
T37-NKIT T37DC-NP		Number plate kit Replacement number plate only

### SPECIFICATIONS

**Keying:** Can be keyed together with other N Series locks  
**Rekeyable:** Working top-slide, cylinder retainer staple and removable bezel ring make rekeying fast and easy  
**Retrofit:** Replacement for HON F24/F28 style vertical file cabinet locks  
**U.S. Patent Nos:** 5,038,589; 5,737,950  
**Standard function:** Key removable in locked or unlocked position.  
**Body:** Zinc die cast  
**Cylinder:** Zinc die cast, pin tumbler  
**Includes:** Brass mounting nut  
**Barrel diameter:** 3/4"  
**Across flats:** 5/8"  
**Finish:** 26D  
**Packaged:** Packed 10 per box


### KEYING INFORMATION

**Keyway:** N Series (equivalent to National D4291 4-pin or D4292 5-pin system)  
**Keys:** Includes 2 keys per lock  
**Stock keying:** KD/KA - 4 pin standard  
**Stock KA#:** 101, 103, 107, 915  
**Masterkeyed:** 5 pin standard  
**Grand masterkeyed:** Available  
**Keyblank 4-pin:** KBN-4-NP (equivalent to NA14, 1069L)  
**Keyblank 5-pin:** KBN-5-NP (equivalent to NA12, 1069LA)

### OPTIONAL ACCESSORIES

**T37-NKIT:** Number plate kit, eliminates need to stamp face of lock (page 79)  
**T37DC-NP:** Replacement number ring plates available (page 79)

## FC26-AR Adapter Ring



Item	Finish	Description
FC26-AR	26D	Adapter ring converts FC10 to work as a replacement for HON F26 style lock.

### SPECIFICATIONS

**Retrofit:** Converts the Olympus FC10 file cabinet lock so it can be used as a replacement for a HON F26 style vertical file cabinet lock.  
**Usage:** Use the FC26-AR adapter ring in place of the bezel ring that comes standard with the FC10.  
**Installation:** Install trim collar with arrow on back facing top of cabinet.



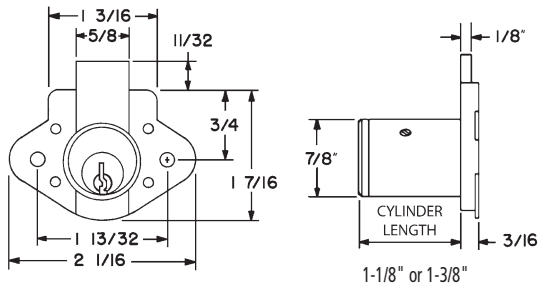
**OLYMPUS  
LOCK**

Tel: 206.362.3290 | 800.525.0954  
 Fax 206.362.3569 | www.olympuslock.com



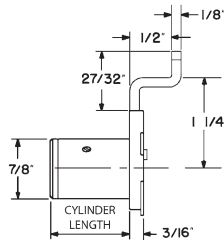
The following warning is applicable to all parts listed on this page:  
**WARNING:** This product can expose you to chemicals including chromium, which is known to the State of California to cause cancer and birth defects or other reproductive harm. for more information go to www.P65Warnings.ca.gov.

## ► N078 Drawer Lock

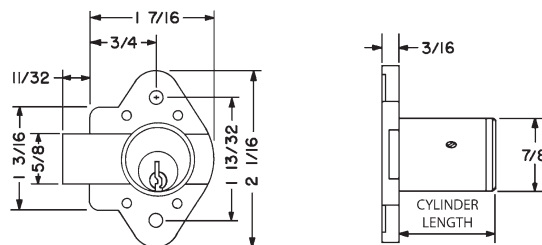
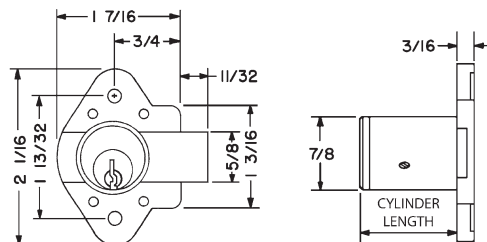


Item	Function	Finish	Cyl. Length	Keying
N078	VH Drawer	26D, US4	1-1/8" or 1-3/8"	KD, KA 101,103,107,915 Custom Keyed
Outbent bolt installed:		Specify LB1 for 1/2" offset outbent drawer bolt installed in lock.		
Outbent bolt only:		Order part number 078-LB1-DW for outbent drawer bolt only.		

### OPTIONAL OFFSET BOLT



## ► N078L | N078R Door Lock



Item	Function	Finish	Cyl. Length	Keying
N078R	RH Door	26D	1-1/8" or 1-3/8"	KD, KA 101,103,107,915 Custom Keyed
N078L	LH Door	26D	1-1/8" or 1-3/8"	
Long bolt installed:		Specify <b>LB</b> for extended door bolt installed in lock.		
Long bolt only:		Order part number <b>078-LB-DR</b> for extended door for bolt only.		

NOTE: N078R / N078L are reversible between left and right handings.

### SPECIFICATIONS

**Keying:** Can be keyed together with other N Series locks

**Rekeyable:** Easily rekeyable via set screw cylinder release mechanism

**US Patent Nos:** 4,899,563; 4,920,774

**Standard function:** Key removable in locked or unlocked position.

**Door locks:** Can be reversed between left and right hand.

**Body:** Zinc die cast

**Cylinder:** Solid brass, pin tumbler

**Cylinder length:** 1-1/8" or 1-3/8"

**Barrel diameter:** 7/8"

**Finish:** 26D (door or drawer) or US4 (drawer only)

**Packaged:** Packed 10 per box

### KEYING INFORMATION

**Keyway:** N Series (equivalent to National D4291 4-pin or D4292 5-pin system)

**Keys:** Includes 2 keys per lock

**Stock keying:** KD/KA - 4 pin standard

**Stock KA#:** 101, 103, 107, 915

**Masterkeyed:** 5 pin standard

**Grand masterkeyed:** Available

**Keyblank 4-pin:** KBN-4-NP

(equivalent to NA14, 1069L)

**Keyblank 5-pin:** KBN-5-NP

(equivalent to NA12, 1069LA)

### OPTIONAL ACCESSORIES

See the accessories section of this catalog for a complete list.

**Spacers:** WP20 (3/16" thick), WP21 (3/32" thick), WP22 (1/4" thick), WP23 (1/2" thick)

**Strikes:** 07S, 56-1, 12-1, 12-2, 12-3, 12-4 strikes

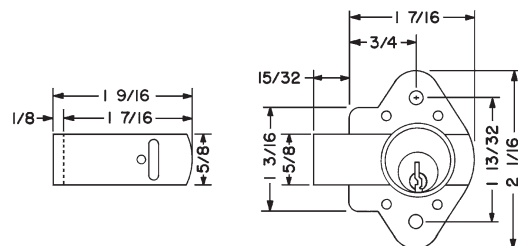
**Trim ring:** TR1256

**Optional drawer bolt:** 078-LB1-DW long bolt with 1/2" offset (drawer only)

**Optional door bolt:** 078-LB-DR 1/4" straight long bolt (door only)

### OPTIONAL LONG BOLT

Extends overall bolt length by an additional 1/8". Reversible for use with LH or RH locks.



The following warning is applicable to all parts listed on this page:



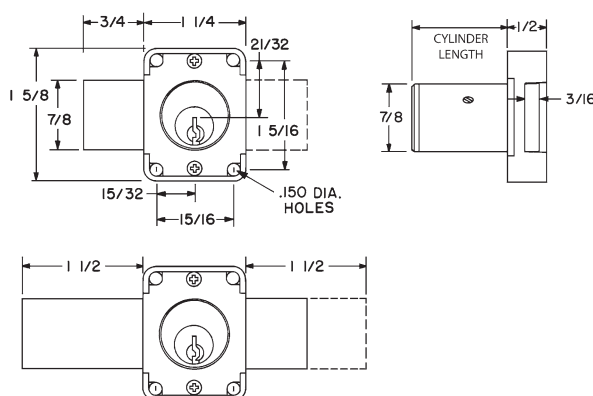
**WARNING:** This product can expose you to chemicals including chromium, which is known to the State of California to cause cancer and birth defects or other reproductive harm. for more information go to [www.P65Warnings.ca.gov](http://www.P65Warnings.ca.gov).



## ► 500DR | 500B | 500M Door Lock



ANSI/BHMA  
A156.11 Grade 1  
E07121  
Woodwork Institute  
(WI) acknowledged  
product



LB: Long bolt option

### 500DR

**Function:** Standard function lock  
**Includes:** 2 keys, 56-1 bar strike, and lock mounting screws

### 500B - Weather Resistant

**Function:** Weather resistant construction. Suitable for outdoor use in covered areas only.  
**Includes:** 2 keys, 56-1 bar strike, and lock mounting screws

### 500M - MRI Function

**Function:** MRI locks are made of all non-magnetic materials and components specifically for use in MRI medical applications.  
**Includes:** 2 keys, 56-1 bar strike, and lock mounting screws (keys, components and materials are non-ferrous/non-magnetic)

## SPECIFICATIONS

**Keying:** Can be keyed together with other R Series locks  
**Rekeyable:** Easily rekeyable via set screw cylinder release mechanism  
**ANSI/BHMA:** Passed ANSI/BHMA A156.11 Grade 1 performance requirements. Equivalent to E07121(500DR) / E07041(600DW).  
**Standard function:** Key removable in locked or unlocked position. Standard function locks are non-handed.  
**Key-retaining:** Key removable in locked position only. Specify handing (KL/KR for doors or KI/KV for drawers) when ordering.  
**US Patent Nos:** 4,899,563; 4,920,774  
**Body:** Zinc die cast  
**Cylinder:** Solid brass, pin tumbler  
**Cylinder length:** 15/16" or 1-3/8"  
**Barrel diameter:** 7/8"  
**Finish:** 26D, US4 or 10B  
**Packaged:** Packed 10 per box

## KEYING INFORMATION

**Keyway:** R Series (equivalent to CCL R1 system)  
**Keys:** Includes 2 keys per lock  
**Stock keying:** KD/KA - 5 pin standard  
**Stock KA#:** 4T21579, 4T37526  
**Masterkeyed:** 5 pin standard, 6 pin available  
**Grand masterkeyed:** Available  
**Keyblank 5-pin:** KBR-5-NP (equivalent to C0106, 1003A)  
**Keyblank 5-pin copper plated:** KBR-5B (use with M Series MRI locks)  
**Keyblank 6-pin:** KBR-6-NP (equivalent to L1003A)

## INCLUDED ACCESSORIES

**500DR/500B:** 2 keys, 56-1 bar strike, and lock mounting screws  
**500M:** 2 keys, 56-1 bar strike, and lock mounting screws (keys, components and materials are non-ferrous/non-magnetic)

## OPTIONAL ACCESSORIES

See the accessories section of this catalog for a complete list.  
**Spacers:** WP20 (3/16" thick), WP21 (3/32" thick), WP22 (1/4" thick), WP23 (1/2" thick)  
**Strikes:** 07S, 12-1, 12-2, 12-3, 12-4, 56-1 strikes  
**Trim ring:** TR1256  
**Through-bolt hardware:** ETS2 trim plate, ETS2-PL trim pull and ETST2 template  
**Long bolt (bolt only):** 15-1-35 for use with 500DR/500B/500M locks

### 500DR

Item	Function	Finish	Cyl. Length	Keying
500DR	Door	26D, US4, 10B	15/16"	KD, KA 4T21579, 4T37526 Custom Keyed
500DR	Door	26D, US4	1-3/8"	
Key-retaining:		Specify item <b>500KL</b> for left-hand doors and <b>500KR</b> for right-hand doors. (KL and KR designation are <i>only required</i> for key retaining locks).		
Long bolt:		Specify <b>LB</b> for long bolt installed in lock.		

### 500B - B Series (Weather Resistant)

Item	Function	Finish	Cyl. Length	Keying
500B	Door	26D, US4, 10B	15/16"	KD, KA 4T21579, 4T37526 Custom Keyed
500B	Door	26D, US4	1-3/8"	
Key-retaining:		Specify item <b>500BKL</b> for left-hand doors and <b>500BKR</b> for right-hand doors. ( <b>BKL</b> and <b>BKR</b> designation are <i>only required for key retaining B Series locks</i> ).		
Long bolt:		Specify <b>LB</b> for long bolt installed in lock.		

### 500M - MRI Function (Non-Magnetic)

Item	Function	Finish	Cyl. Length	Keying
500M	Door	26D	15/16" or 1-3/8"	KD, KA 4T21579, 4T37526 Custom Keyed
<b>Key-retaining (MRI):</b>		Specify item <b>500MKL</b> for left-hand doors and <b>500MKR</b> for right-hand doors. (MKL and MKR designation are <i>only required</i> for key retaining MRI locks).		
<b>Long bolt:</b>		Specify <b>LB</b> for long bolt installed in lock.		



OLYMPUS  
LOCK INC.

Tel: 206.362.3290 | 800.525.0954  
Fax 206.362.3569 | www.olympuslock.com

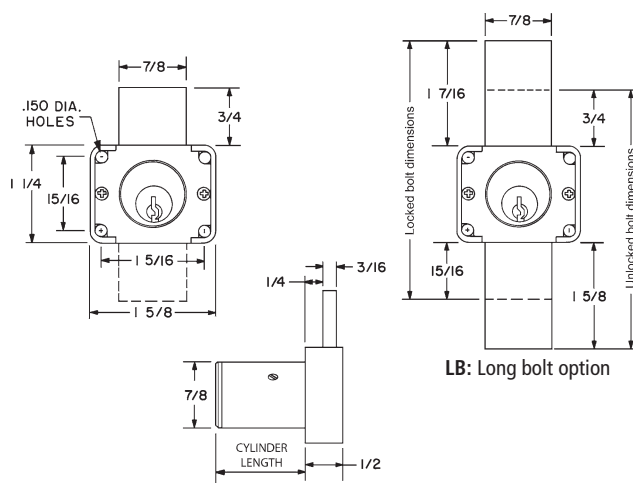


The following warning is applicable to all parts listed on this page:  
**WARNING:** This product can expose you to chemicals including chromium, which is known to the State of California to cause cancer and birth defects or other reproductive harm. for more information go to [www.P65Warnings.ca.gov](http://www.P65Warnings.ca.gov).

## ► 600DW | 600B | 600M Drawer Lock



ANSI/BHMA  
A156.11 Grade 1  
E07041  
Woodwork Institute  
(WI) acknowledged  
product



### 600DW

**Function:** Standard function lock  
**Includes:** 2 keys, 12-3 bar strike, and lock mounting screws

### 600B - Weather Resistant

**Function:** Weather resistant construction. Suitable for outdoor use in covered areas only.  
**Includes:** 2 keys, 12-3 bar strike, and lock mounting screws

### 600M - MRI Function

**Function:** MRI locks are made of all non-magnetic materials and components specifically for use in MRI medical applications.  
**Includes:** 2 keys, 56-1 bar strike, and lock mounting screws (keys, components and materials are non-ferrous/non-magnetic)

### 600DW

Item	Function	Finish	Cyl. Length	Keying
600DW	Drawer	26D, US4, 10B	15/16" or 1-3/8"	KD, KA 4T21579, 4T37526 Custom Keyed
<b>Key-retaining:</b>		Specify item <b>600KI</b> for inverted drawers and <b>600KV</b> for vertical drawers. (KI and KV designations are <i>only required for key retaining locks</i> ).		
<b>Long bolt:</b>		Specify <b>LB</b> for long bolt installed in lock.		

### 600B - B Series (Weather Resistant)

Item	Function	Finish	Cyl. Length	Keying
600B	Drawer	26D, US4, 10B	15/16" or 1-3/8"	KD, KA 4T21579, 4T37526 Custom Keyed
<b>Key-retaining:</b>		Specify item <b>600BKI</b> for inverted drawers and <b>600BKV</b> for vertical drawers. (BKI and BKV designations are <i>only required for key retaining locks</i> ).		
<b>Long bolt:</b>		Specify <b>LB</b> for long bolt installed in lock.		

### 600M - MRI Function (Non-Magnetic)

Item	Function	Finish	Cyl. Length	Keying
600M	Drawer	26D	15/16" or 1-3/8"	KD, KA 4T21579, 4T37526 Custom Keyed
<b>Key-retaining (MRI):</b>		Specify item <b>600MKI</b> for inverted drawers and <b>600MKV</b> for vertical drawers. (MKI and MKV designations are <i>only required for key retaining MRI locks</i> ).		
<b>Long bolt:</b>		Specify <b>LB</b> for long bolt installed in lock.		

## SPECIFICATIONS

**Keying:** Can be keyed together with other R Series locks

**Rekeyable:** Easily rekeyable via set screw cylinder release mechanism

**ANSI/BHMA:** Passed ANSI/BHMA A156.11 Grade 1 performance requirements. Equivalent to E07121(500DR) / E07041(600DW).

**Standard function:** Key removable in locked or unlocked position. Standard function locks are non-handed.

**Key-retaining:** Key removable in locked position only. Specify handing (KL/KR for doors or KI/KV for drawers) when ordering.

**US Patent Nos:** 4,899,563; 4,920,774

**Body:** Zinc die cast

**Cylinder:** Solid brass, pin tumbler

**Cylinder length:** 15/16" or 1-3/8"

**Barrel diameter:** 7/8"

**Finish:** 26D, US4 or 10B

**Packaged:** Packed 10 per box

## KEYING INFORMATION

**Keyway:** R Series (equivalent to CCL R1 system)

**Keys:** Includes 2 keys per lock

**Stock keying:** KD/KA - 5 pin standard

**Stock KA#:** 4T21579, 4T37526

**Masterkeyed:** 5 pin standard, 6 pin available

**Grand masterkeyed:** Available

**Keyblank 5-pin:** KBR-5-NP  
(equivalent to C0106, 1003A)

**Keyblank 5-pin copper plated:** KBR-5B  
(use with M Series MRI locks)

**Keyblank 6-pin:** KBR-6-NP  
(equivalent to L1003A)

## INCLUDED ACCESSORIES

**600DW/600B:** 2 keys, 12-3 angle strike, and lock mounting screws

**600M:** 2 keys, 56-1 bar strike, and lock mounting screws (keys, components and materials are non-ferrous/non-magnetic)

## OPTIONAL ACCESSORIES

See the accessories section of this catalog for a complete list.

**Spacers:** WP20 (3/16" thick), WP21 (3/32" thick), WP22 (1/4" thick), WP23 (1/2" thick)

**Strikes:** 07S, 12-1, 12-2, 12-3, 12-4, 56-1 strikes

**Trim ring:** TR1256

**Through-bolt hardware:** ETS2 trim plate, ETS2-PL trim pull and ETST2 template

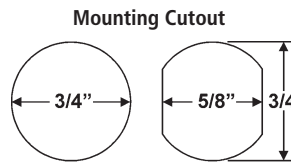
**Long bolt (bolt only):** 15-1-35 for use with 600DW/600B/600M locks

The following warning is applicable to all parts listed on this page:  
**WARNING:** This product can expose you to chemicals including chromium, which is known to the State of California to cause cancer and birth defects or other reproductive harm. for more information go to [www.P65Warnings.ca.gov](http://www.P65Warnings.ca.gov).





## ► DCR Cam Lock



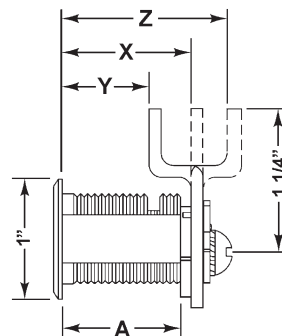
ANSI/BHMA  
A156.11 Grade 1  
E07261 / E07271

Woodwork Institute  
(WI) acknowledged  
product

Item	Finish	Cyl. Length	Keying
DCR1	26D, US3	1-1/16"	KD, KA 4T21579, 4T37526 Custom Keyed
DCR2	26D, US3	1-3/16"	
DCR3	26D, US3	1-7/16"	
DCR4	26D, US3	1-3/4"	
Cylinder length: As measured with straight cam.			

### DIMENSIONS

	For Mat. Thickness	Straight Cam (X)	Inbent Cam (Y)	Outbent Cam (Z)	Cylinder Length (A)
DCR1	3/4"	1-1/16"	3/4"	1-3/8"	1"
DCR2	7/8"	1-3/16"	7/8"	1-1/2"	1-1/8"
DCR3	1-1/8"	1-7/16"	1-1/8"	1-3/4"	1-3/8"
DCR4	1-1/2"	1-13/16"	1-1/2"	2-1/8"	1-3/4"



### SPECIFICATIONS

**Keying:** Can be keyed together with other R Series locks  
**Rekeyable:** Easily rekeyable via cylinder retainer clip  
**ANSI/BHMA:** Passed ANSI/BHMA A156.11 Grade 1 performance requirements. Equivalent to E07261 / E07271.  
**US Patent Nos:** 5,038,589; 5,737,950  
**Body:** Zinc die cast  
**Cylinder:** Zinc die cast, pin tumbler  
**Standard function:** Key removable in locked or unlocked position.  
**Key retaining function:** Alternate key-retaining shifters (page 62) are available separately for key removable in locked position only.  
**Cams:** 2 reversible cams work in all positions  
**Face:** 1" face covers splintering, no additional trim ring required  
**Finish:** 26D or US3  
**Packaged:** Packed 10 per box

### KEYING INFORMATION

**Keyway:** R Series (equivalent to CCL R1 system)  
**Keys:** Includes 2 keys per lock  
**Stock keying:** KD/KA - 5 pin standard  
**Stock KA#:** 4T21579, 4T37526  
**Masterkeyed:** 5 pin standard  
**Grand masterkeyed:** Available  
**Keyblank 5-pin:** KBR-5-NP (equivalent to C0106, 1003A)

### INCLUDED ACCESSORIES

See below.

### OPTIONAL ACCESSORIES

See pages 78-79 for a complete list of optional cam sizes and other accessories for use with DCR cam locks.

**DCNP-200-KR:** Key retaining drawer cam shifter  
**DCNP-200-KDR:** Key retaining door cam shifter

### INCLUDED ACCESSORIES

<p><b>DCNP-100-SC</b> straight cam</p>	<p><b>DCNP-100-BC</b> offset reversible cam</p>	<p><b>DCNP-500-ARP</b> anti-rotation plate</p>	<p><b>DCNP-200- OCD</b> lost-motion cam shifter</p>
--	---	--	---



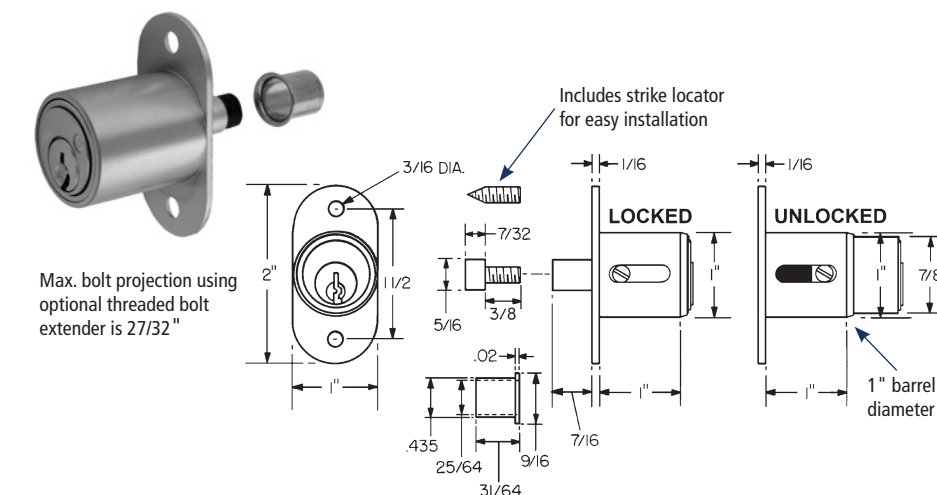
**OLYMPUS  
LOCK**  
INC

Tel: 206.362.3290 | 800.525.0954  
 Fax 206.362.3569 | www.olympuslock.com



The following warning is applicable to all parts listed on this page:  
**WARNING:** This product can expose you to chemicals including chromium, which is known to the State of California to cause cancer and birth defects or other reproductive harm. for more information go to [www.P65Warnings.ca.gov](http://www.P65Warnings.ca.gov).

## ► 400SD Plunger Lock



Item	Finish	Cyl. Length	Keying
400SD	26D, US3, 10B	1"	KD, KA 4T21579, 4T37526 Custom Keyed

### SPECIFICATIONS

**Keying:** Can be keyed together with other R Series locks

**Rekeyable:** Easily rekeyable via speed-release cylinder release mechanism

**US Patent Nos:** 4,920,774; 5,121,619

**Standard function:** Key removable in locked or unlocked position.

**Body:** Zinc die cast

**Cylinder:** Solid brass, pin tumbler

**Cylinder length:** 1"

**Barrel diameter:** 1"

**Finish:** 26D, US3 or 10B

**Packaged:** Packed 10 per box

### KEYING INFORMATION

**Keyway:** R Series (equivalent to CCL R1 system)

**Keys:** Includes 2 keys per lock

**Stock keying:** KD/KA - 5 pin standard

**Stock KA#:** 4T21579, 4T37526

**Masterkeyed:** 5 pin standard

**Grand masterkeyed:** Available

**Keyblank 5-pin:** KBR-5-NP (equivalent to C0106, 1003A)

### INCLUDED ACCESSORIES

34-9 matching thimble strike

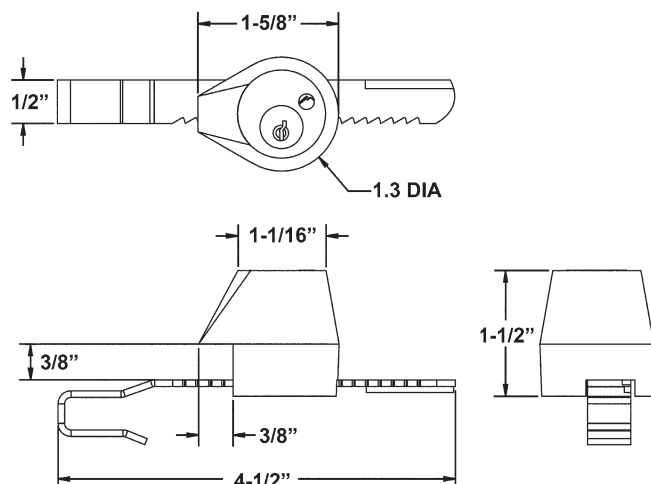
10-24 machine thread bolt extender for varying gaps between bypassing doors

10-24 machine thread strike locator

## ► 429R Showcase/Ratchet Lock



Item	Finish	Keying
429R	26D	KD, KA 4T21579, 4T37526 Custom Keyed



### SPECIFICATIONS

**Keying:** Can be keyed together with other R Series locks

**Rekeyable:** Easily rekeyable via speed-release cylinder release mechanism

**US Patent No:** 5,121,619

**Body:** Zinc die cast

**Cylinder:** Solid brass, pin tumbler

**Strap:** Nylon coated strap fits 1/4" material

**Finish:** 26D

**Packaged:** Packed 10 per box

### KEYING INFORMATION

**Keyway:** R Series (equivalent to CCL R1 system)

**Stock keying:** KD/KA - 5 pin standard

**Stock KA#:** 4T21579, 4T37526

**Masterkeyed:** 5 pin standard

**Grand masterkeyed:** Available

**Keyblank 5-pin:** KBR-5-NP (equivalent to C0106, 1003A)

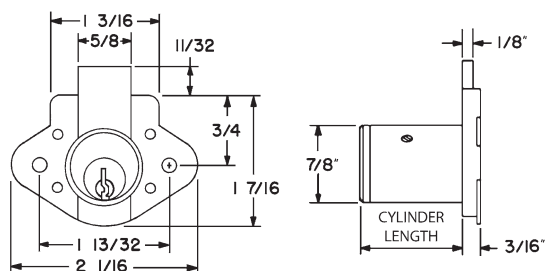
### INCLUDED ACCESSORIES

Strap for 1/4" material thickness

The following warning is applicable to all parts listed on this page:  
**WARNING:** This product can expose you to chemicals including chromium, which is known to the State of California to cause cancer and birth defects or other reproductive harm. for more information go to [www.P65Warnings.ca.gov](http://www.P65Warnings.ca.gov).

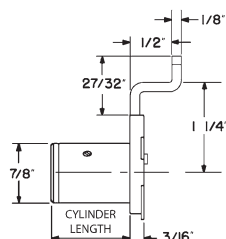


## ► R078 Deadbolt Lock



Item	Function	Finish	Cyl. Length	Keying
R078	VH Drawer	26D, US4	1-1/8"	KD, KA 4T21579, 4T37526 Custom Keyed
Outbent bolt installed:		Specify LB1 for 1/2" offset outbent drawer bolt installed in lock.		
Outbent bolt only:		Order part number 078-LB1-DW for outbent drawer bolt only.		

### OPTIONAL OFFSET BOLT



## SPECIFICATIONS

**Keying:** Can be keyed together with other R Series locks

**Rekeyable:** Easily rekeyable via set screw cylinder release mechanism

**US Patent Nos:** 4,899,563; 4,920,774

**Body:** Zinc die cast

**Cylinder:** Solid brass, pin tumbler

**Cylinder length:** 1-1/8"

**Barrel diameter:** 7/8"

**Finish:** 26D or US4

**Packaged:** Packed 10 per box

## KEYING INFORMATION

**Keyway:** R Series (equivalent to CCL R1 system)

**Keys:** Includes 2 keys per lock

**Stock keying:** KD/KA - 5 pin standard

**Stock KA#:** 4T21579, 4T37526

**Masterkeyed:** 5 pin standard

**Grand masterkeyed:** Available

**Keyblank 5-pin:** KBR-5-NP

(equivalent to C0106, 1003A)

## OPTIONAL ACCESSORIES

See the accessories section of this catalog for a complete list.

**Spacers:** WP20 (3/16" thick), WP21 (3/32" thick), WP22 (1/4" thick), WP23 (1/2" thick)

**Strikes:** 07S, 56-1, 12-1, 12-2, 12-3, 12-4 strikes

**Trim ring:** TR1256

**Optional bolt:** 078-LB1-DW optional 1/2" outbent drawer bolt



**OLYMPUS  
LOCK**  
INC.

Tel: 206.362.3290 | 800.525.0954  
Fax 206.362.3569 | [www.olympuslock.com](http://www.olympuslock.com)



The following warning is applicable to all parts listed on this page:  
**WARNING:** This product can expose you to chemicals including chromium, which is known to the State of California to cause cancer and birth defects or other reproductive harm. for more information go to [www.P65Warnings.ca.gov](http://www.P65Warnings.ca.gov).

## ► 996 | 997 Latch Lock

Field reversible into all four handings!



996V



996I



997R



997L

### FIELD REVERSIBLE INTO ALL FOUR HANDINGS

Item	Function	Finish	Cyl. Length	Keying
997R	RH Door	26D	15/16" or 1-3/8"	KD, KA 4T21579, 4T37526 Custom Keyed
997L	LH Door	26D	15/16" or 1-3/8"	
996V	VH Drawer	26D	15/16" or 1-3/8"	
996I	IH Drawer	26D	15/16" or 1-3/8"	
Field reversible: Locks are easily reconfigured in the field into any of the four handings.				

### SPECIFICATIONS

**Function:** Spring latch

**Keying:** Can be keyed together with other R Series locks

**Reversible:** Easily reversible between door and drawer function

**Rekeyable:** Easily rekeyable via set screw cylinder release mechanism

**US Patent Nos:** 4,899,563; 7,874,189 B2

**Body:** Zinc die cast

**Cylinder:** Solid brass, pin tumbler

**Cylinder length:** 15/16" or 1-3/8"

**Barrel diameter:** 7/8"

**Latch projection:** 1/4"

**Finish:** 26D

**Packaged:** Packed 10 per box

### KEYING INFORMATION

**Keyway:** R Series (equivalent to CCL R1 system)

**Keys:** Includes 2 keys per lock

**Stock keying:** KD/KA - 5 pin standard

**Stock KA#:** 4T21579, 4T37526

**Masterkeyed:** 5 pin standard, 6 pin available

**Grand masterkeyed:** Available

**Keyblank 5-pin:** KBR-5-NP  
(equivalent to C0106, 1003A)

**Keyblank 6-pin:** KBR-6-NP  
(equivalent to L1003A)

### INCLUDED ACCESSORIES

**Strike:** 999-STRIKE (slotted lip strike)

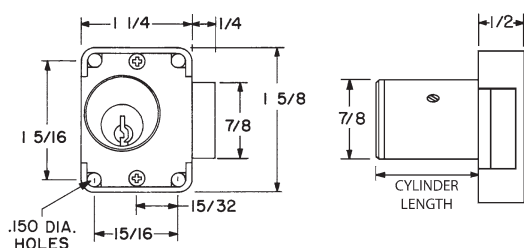
### OPTIONAL ACCESSORIES

See the accessories section of this catalog for a complete list.

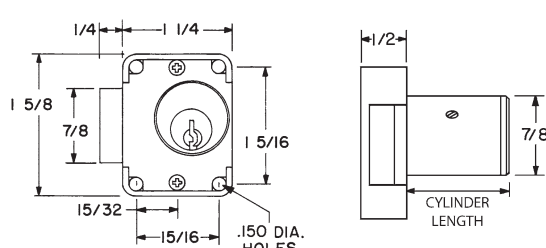
**Spacer:** WP24 (1/8" thick)

**Trim ring:** TR1256

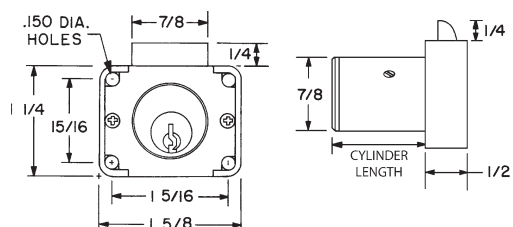
#### 997L LEFT HAND



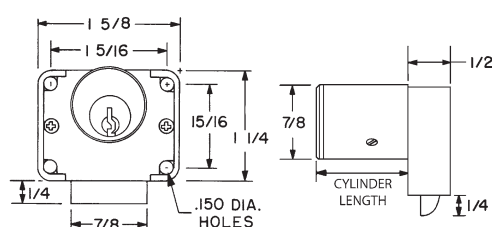
#### 997R RIGHT HAND



#### 996V VERTICAL HAND



#### 996I INVERTED HAND



The following warning is applicable to all parts listed on this page:



**WARNING:** This product can expose you to chemicals including chromium, which is known to the State of California to cause cancer and birth defects or other reproductive harm. for more information go to [www.P65Warnings.ca.gov](http://www.P65Warnings.ca.gov).



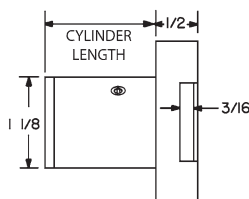
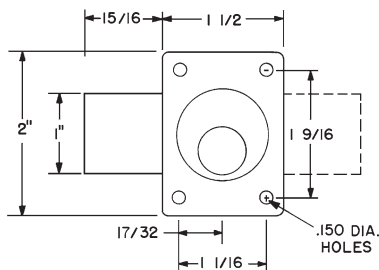
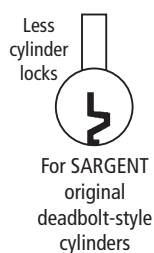


# Standard Cylinder

Less Cylinder for Sargent C480-2 (13-3457)

## ► 754LC Door Lock

For SARGENT C480-2 (13-3457) deadbolt cylinder



Woodwork Institute  
(WI) acknowledged  
product

Item	Finish	Cyl. Length	Description
754LC	26D	1-3/8"	Less Cylinder - For use with Sargent C480-2 (13-3457) deadbolt cylinder

## SPECIFICATIONS

**Rekeyable:** Easily rekeyable via set-screw cylinder removal mechanism

**US Patent Nos:** 4,899,563; 4,920,774

**Standard function:** Key removable in locked or unlocked position. Standard function locks are non-handed.

**Body:** Zinc die cast

**Cylinder length:** 1-3/8"

**Barrel diameter:** 1-1/8"

**Finish:** 26D

**Packaged:** Packed 10 per box

## CYLINDER INFORMATION

**Cylinder:** Not included

**Accepts:** Sargent C480-2 (13-3457) 6-pin deadbolt cylinder

## INCLUDED ACCESSORIES

All parts to work with Sargent original cylinders  
10-056 notched strike

## OPTIONAL ACCESSORIES

See the accessories section of this catalog for a complete list.

**Spacers:** 10-350 (1/8" thick), 10-348 (1/4" thick), 10-349 (1/2" thick)

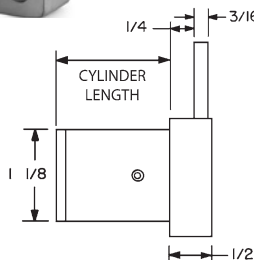
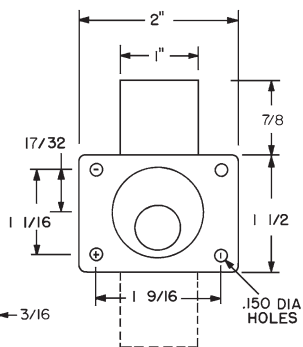
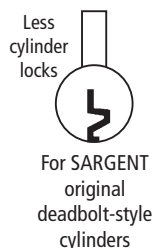
**Strikes:** 10-052, 10-054, 10-055, 10-057, 10-058, 12-2, 12-3, 12-4

**Trim ring:** TR78

**Through-bolt hardware:** ETS1 trim plate, ETS1-PL trim pull and ETST1 template

## ► 854LC Drawer Lock

For SARGENT C480-2 (13-3457) deadbolt cylinder



Woodwork Institute  
(WI) acknowledged  
product

Item	Finish	Cyl. Length	Description
854LC	26D	1-3/8"	Less Cylinder - For use with Sargent C480-2 (13-3457) deadbolt cylinder

See page 44  
for Sargent  
interchangeable  
core locks



**OLYMPUS  
LOCK** INC

Tel: 206.362.3290 | 800.525.0954  
Fax 206.362.3569 | www.olympuslock.com



The following warning is applicable to all parts listed on this page:  
**WARNING:** This product can expose you to chemicals including chromium, which is known to the State of California to cause cancer and birth defects or other reproductive harm. for more information go to www.P65Warnings.ca.gov.

# Standard Cylinder

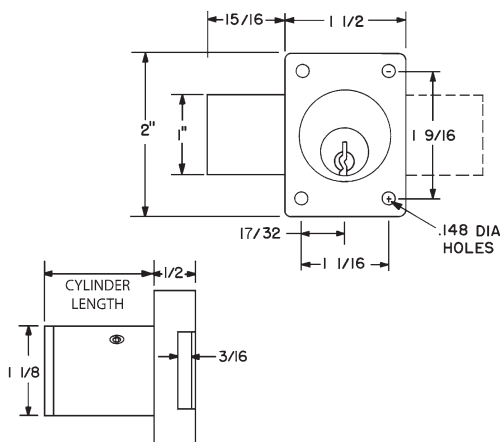
## Schlage C Keyway or Less Cylinder

### ► 700S Door Lock



ANSI/BHMA  
A156.11 Grade 1  
E07121

Woodwork Institute  
(WI) acknowledged  
product



Item	Function	Finish	Cyl. Length	Keying
700S	Door	26D, US3, 10B	1-1/8" or 1-3/8"	KD, KA 101,102, O-Bit Custom Keyed
700KL	LH Door-KR	26D, US3, 10B	1-1/8" or 1-3/8"	
700KR	RH Door-KR	26D, US3, 10B	1-1/8" or 1-3/8"	
Key-retaining (KR): Specify item <b>700KL</b> for left-hand doors and <b>700KR</b> for right-hand doors. (KL and KR designation are <i>only required for key retaining locks</i> ).				
<b>10B finish:</b> Not available on 700S 1-3/8", 700KL 1-3/8" or 700KR 1-3/8"				

### SPECIFICATIONS

**Keying:** Can be keyed together with other Schlage C Keyway locks

**Rekeyable:** Easily rekeyable via set screw cylinder release mechanism

**ANSI/BHMA:** Passed ANSI/BHMA A156.11 Grade 1 performance requirements. Equivalent to E07121 (700S) / E07041 (800S).

**US Patent Nos:** 4,899,563; 4,920,774

**Standard function:** Key removable in locked or unlocked position. Standard function locks are non-handed.

**Key-retaining:** Key removable in locked position only. Specify handing (KL/KR for doors or KI/KV for drawers) when ordering.

**Body:** Zinc die cast

**Cylinder:** Will accept other manufacturer's Schlage compatible key-in-knob cylinders

**Cylinder length:** 1-1/8" or 1-3/8"

**Barrel diameter:** 1-1/8"

**Finish:** 26D, US3, 10B

**Packaged:** Packed 10 per box

### KEYING INFORMATION

**Keyway:** Schlage C keyway

**Keys:** Includes 2 keys per lock

**Cylinder:** Solid brass, pin tumbler

**Stock keying:** KD/KA - 5 pin standard

**Stock KA#:** 101, 102, O-Bit

**Masterkeying:** 6 pin standard

**Grand masterkeying:** Available

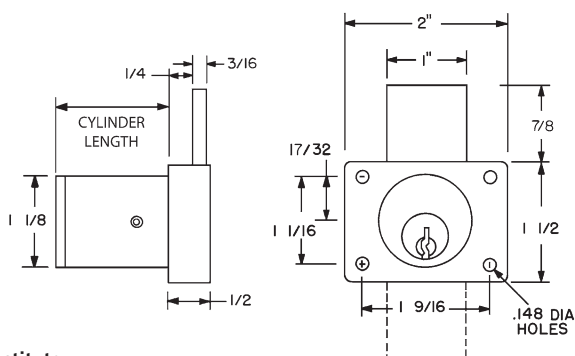
**Keyblank 6-pin:** KBSC-6

### ► 800S Drawer Lock



ANSI/BHMA  
A156.11 Grade 1  
E07041

Woodwork Institute  
(WI) acknowledged  
product



Item	Function	Finish	Cyl. Length	Keying
800S	Drawer	26D, US3, 10B	1-1/8" or 1-3/8"	KD, KA 101,102 O-Bit Custom Keyed
800KI	IH Drawer-KR	26D, US3, 10B	1-1/8" or 1-3/8"	
800KV	VH Drawer-KR	26D, US3, 10B	1-1/8" or 1-3/8"	
Key-retaining (KR): Specify item <b>800KI</b> for inverted drawers and <b>800KV</b> for vertical drawers. (KI and KV designation are <i>only required for key retaining locks</i> ).				

### INCLUDED ACCESSORIES

**For 1-1/8" barrel length locks:**

10-350 plastic spacers (qty 2)

10-054 1/4" plastic bar strike

10-055 1/2" plastic bar strike

**For 1-3/8" barrel length locks:**

10-054 1/4" plastic bar strike

### OPTIONAL ACCESSORIES

See the accessories section of this catalog for a complete list.

**Spacers:** 10-350 (1/8" thick), 10-348 (1/4" thick), 10-349 (1/2" thick)

**Strikes:** 10-052, 10-056, 10-057, 10-058, 12-2, 12-3, 12-4

**Trim ring:** TR78

**Through-bolt hardware:** ETS1 trim plate, ETS1-PL trim pull and ETST1 template



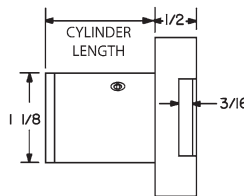
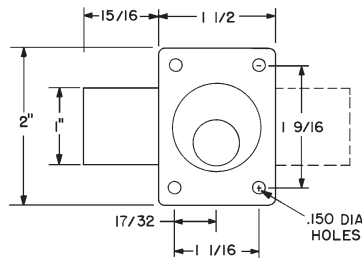
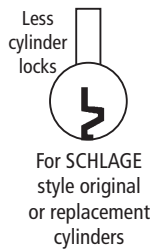
The following warning is applicable to all parts listed on this page:  
**WARNING:** This product can expose you to chemicals including chromium, which is known to the State of California to cause cancer and birth defects or other reproductive harm. for more information go to [www.P65Warnings.ca.gov](http://www.P65Warnings.ca.gov).



# Standard Cylinder

## Schlage C Keyway or Less Cylinder

### ► 700LC Door Lock



ANSI/BHMA  
A156.11 Grade 1  
E07121

Woodwork Institute  
(WI) acknowledged  
product

Item	Finish	Cyl. Length	Keying
700LCA	26D, US3, 10B	1-1/8"	Less Cylinder
700LCM	26D, US3, 10B	1-3/8"	

**Note:** 700LCM 1-3/8" barrel length locks are required for use with Medeco or Assa cylinders.

### SPECIFICATIONS

**Rekeyable:** Easily rekeyable via set screw cylinder release mechanism

**ANSI/BHMA:** Passed ANSI/BHMA A156.11 Grade 1 performance requirements. Equivalent to E07121 (700LC) / E07041 (800LC).

**US Patent Nos:** 4,899,563; 4,920,774

**Body:** Zinc die cast

**Cylinder:** Will accept other manufacturer's Schlage compatible key-in-knob cylinders

**Cylinder length:** 1-1/8" or 1-3/8"

**Barrel diameter:** 1-1/8"

**Finish:** 26D, US3, 10B

**Packaged:** Packed 10 per box

### INCLUDED ACCESSORIES

**For 1-1/8" barrel length locks:**

- 10-350 plastic spacers (qty 2)
- 10-054 1/4" plastic bar strike
- 10-055 1/2" plastic bar strike
- 10-361 tailpiece/driver bar
- 10-360 universal driver, and 1 tailpiece for use with Schlage compatible cylinders

**For 1-3/8" barrel length locks:**

- 10-054 1/4" plastic bar strike
- 10-360 universal driver, and 3 tailpieces for use with Schlage (10-362) compatible, Medeco (10-363) or Assa (10-364) cylinders

### CYLINDER INFORMATION

**Cylinder:** Not included

**Includes:** All parts necessary to work with other manufacturers cylinders

**ILCO cylinder:** #1599 (various keyways available)

**Assa cylinder:** Requires LCM (1-3/8") locks

Assa p/n: #65611

**Medeco cylinders:** Requires LCM (1-3/8") locks

Original: 6 pin #20-009S4

5 pin #20-008S4

Biaxial: 6 pin #20W009S4

5 pin #20W008S4

Keymark: 6 pin #20K009S4

Key retaining cylinder: #20W200S1

**Compatible electronic cylinders:** Medeco LOGIC, ASSA CLIQ or VIDEX CyberLock key-in-knob cylinders

### OPTIONAL ACCESSORIES

See the accessories section of this catalog for a complete list.

**Spacers:** 10-350 (1/8" thick), 10-348 (1/4" thick), 10-349 (1/2" thick)

**Strikes:** 10-052, 10-056, 10-057, 10-058, 12-2, 12-3, 12-4

**Driver Bars (tailpiece):** For 1 1/8" barrel length locks: 10-361, 10-361-KR (key-retaining).

For 1 3/8" barrel length locks:

10-362, 10-362-KR (key-retaining).

Driver bar for Medeco: 10-363

Driver bar for Assa: 10-364

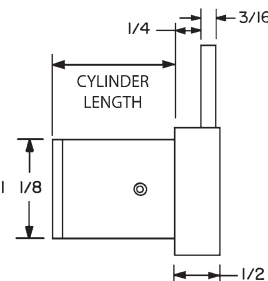
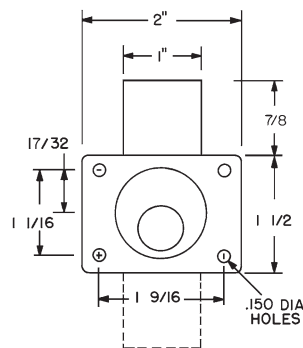
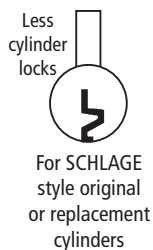
**Trim ring:** TR78

**Through-bolt hardware:** ETS1 trim plate, ETS1-PL trim pull and ETST1 template

**Cylinder:** 78-201 Series (page 65)

**Other:** 78-KABA-CONV conversion kit for KABA-Peaks or Mul-T-Lock cylinders

### ► 800LC Drawer Lock



ANSI/BHMA  
A156.11 Grade 1  
E07041

Woodwork Institute  
(WI) acknowledged  
product

Item	Finish	Cyl. Length	Keying
800LCA	26D, US3, 10B	1-1/8"	Less Cylinder
800LCM	26D, US3, 10B	1-3/8"	

**Note:** 800LCM 1-3/8" barrel length locks are required for use with Medeco or Assa cylinders.

### ► 78-KABA-CONV Kaba Conversion Kit

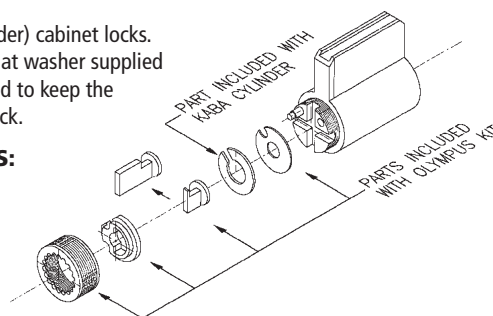
For use with Olympus 700LC and 800LC (less cylinder) cabinet locks. The conversion kit requires the use of the C-form flat washer supplied with the KABA-Peaks cylinder. The washer is needed to keep the Olympus tailpiece on center while operating the lock.

#### USE WITH THE FOLLOWING CYLINDERS:

**KABA-Peaks universal cylinder**

#3400-XX-1099 (where "XX" denotes finish)

**Mul-T-Lock cylinders**



The following warning is applicable to all parts listed on this page:  
**WARNING:** This product can expose you to chemicals including chromium, which is known to the State of California to cause cancer and birth defects or other reproductive harm. for more information go to [www.P65Warnings.ca.gov](http://www.P65Warnings.ca.gov).



**OLYMPUS  
LOCK**

Tel: 206.362.3290 | 800.525.0954  
Fax 206.362.3569 | [www.olympuslock.com](http://www.olympuslock.com)

# Standard Cylinder

## Schlage C Keyway or Less Cylinder

### ► 820S Cam Lock

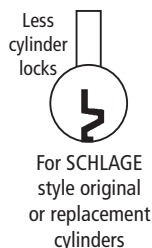


**820S**

**Note:** This lock does not accept Medeco cylinders.



**820LC**

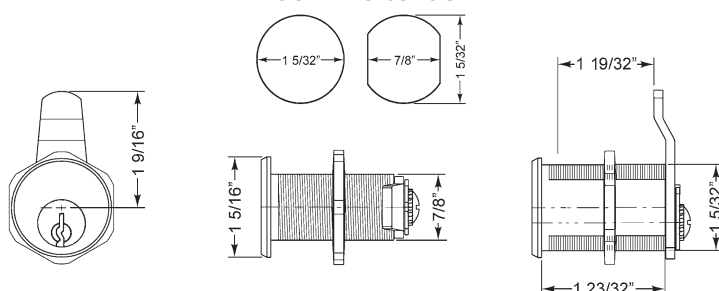


**720-PL3**  
anti-rotation plate

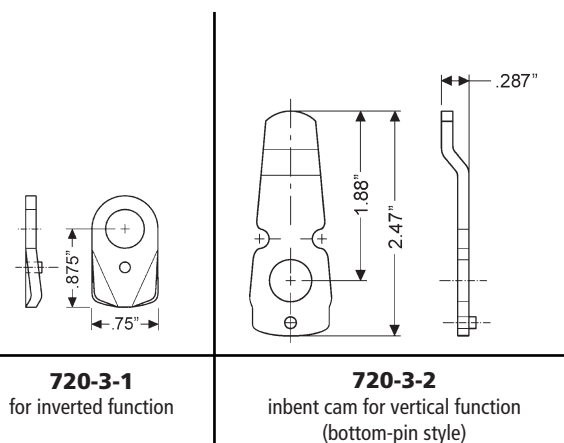
Woodwork Institute  
(WI) acknowledged  
product

Item	Finish	Cyl. Diameter	Mat. Thickness	Keying
820S	26D, US3	1-1/8"	Up to 1-3/8"	KD, KA 101, 102, 0-Bit Custom Keyed
820LC	26D, US3	1-1/8"	Up to 1-3/8"	Less Cylinder

#### MOUNTING CUTOUT



#### INCLUDED CAMS



**720-3-1**  
for inverted function

**720-3-2**  
inbent cam for vertical function  
(bottom-pin style)

### SPECIFICATIONS

**Rekeyable:** Easily rekeyable via set screw on back of lock body

**U.S. Patent No:** 7,716,958 B2

**Cylinder diameter:** 1-1/8"

**Across flats:** 7/8"

**Max. material thickness:** 1-3/8"

**Min. material thickness:** 0.08"

**Body:** Zinc die cast

**Functions:** Includes parts for key-retaining or non-key-retaining

**Finish:** 26D or US3

**Packaged:** Packed 10 per box

### 820S KEYING INFORMATION

**Keying:** Can be keyed together with other Schlage C Keyway locks

**Keyway:** Schlage "C" Keyway

**Keys:** Includes 2 keys per lock

**Cylinder:** Solid brass, pin tumbler

**Stock keying:** KD/KA - 5 pin standard

**Stock KA#:** 101, 102, 0-Bit

**Masterkeying:** 6 pin standard

**Grand masterkeying:** Available

**Keyblank 6-pin:** KBSC-6

### 820LC CYLINDER INFORMATION

**Cylinder:** Not included

**Accepts:** Schlage compatible key-in-knob cylinders including ILCO cylinder #1599. This lock does not accept Medeco cylinders.

**Includes:** All parts necessary to work with other manufacturers' Schlage compatible cylinders.

**Compatible electronic cylinders:** ASSA CLIQ or VIDEX CyberLock key-in-knob cylinders.

### INCLUDED ACCESSORIES

720-PL3 anti-rotation plate

720-3-1 short inverted cam

720-3-2 long vertical cam

720-CDLM lost motion cam shifter

720-CDDM key retaining door cam shifter

720-KR key retaining drawer cam shifter

### OPTIONAL ACCESSORIES

See accessories on page 80-81. See page 81 for cam assembly instructions.

**Optional cams:** 720-3-3, 720-3-4, 720-3-5

**Trim collars:** TR200 Series

**Cylinder:** 78-201 Series (page 65)

**Switch accessory pack:** SW-1

**CL-MP-118:** Double-D metal punch (page 66)



The following warning is applicable to all parts listed on this page:  
**WARNING:** This product can expose you to chemicals including chromium, which is known to the State of California to cause cancer and birth defects or other reproductive harm. for more information go to [www.P65Warnings.ca.gov](http://www.P65Warnings.ca.gov).



# Standard Cylinder

## Schlage C Keyway or Less Cylinder

### ► 829R Showcase/Ratchet Lock



Less cylinder locks

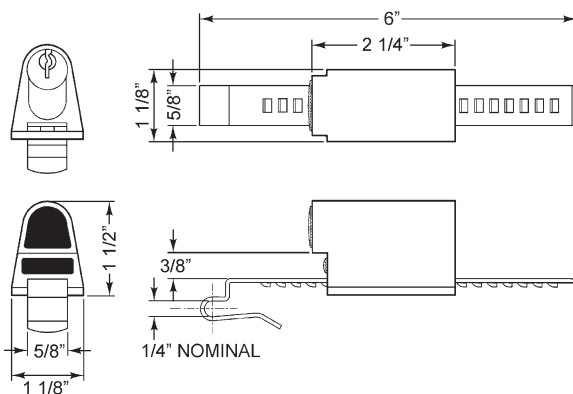
For SCHLAGE style original or replacement cylinders

Woodwork Institute (WI) acknowledged product

#### FOR BYPASSING SLIDING DOORS

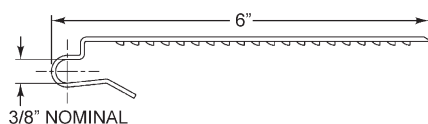
Item	Finish	Mat. Thickness	Keying
829R	26D	Up to 1/4"	KD, KA 101, 102, O-Bit Custom Keyed
829R-LC	26D	Up to 1/4"	Less Cylinder
829-MD	Medeco Driver Pack (required if installing Medeco cylinders in LC (less cylinder product). Sold separately.		
Optional straps:	729RS-2 fits up to 3/8" material thickness 729RS-3 fits up to 5/8" material thickness (adjustable)		

\*Standard and optional straps with nylon coating available August 2019

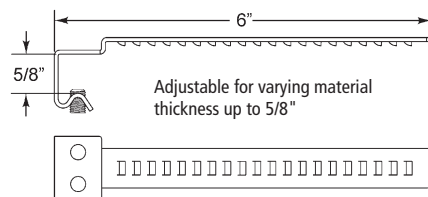


#### OPTIONAL STRAPS

729RS-2



729RS-3



### SPECIFICATIONS

**Rekeyable:** Easily rekeyable via set screw cylinder release mechanism  
**ANSI/BHMA:** Complies with clause 6.3 (8.2~8.4) of ANSI/BHMA A156.11 ANSI standards  
**Use:** Sliding glass or wood doors  
**Body:** Zinc die cast  
**Strap:** Steel  
**Finish:** 26D  
**Packaged:** Packed 10 per box

### 829R KEYING INFORMATION

**Keying:** Can be keyed together with other Schlage C Keyway locks  
**Keyway:** Schlage C keyway  
**Keys:** Includes 2 keys per lock  
**Cylinder:** Solid brass pin, tumbler  
**Stock keying:** KD/KA - 5 pin standard  
**Stock KA#:** 101, 102, O-Bit  
**Masterkeying:** 6 pin standard  
**Grand masterkeying:** Available  
**Keyblank 6-pin:** KBSC-6

### 829R-LC CYLINDER INFORMATION

**Cylinder:** Not included  
**Includes:** All parts necessary to work with other manufacturers' cylinders  
**Accepts:** Schlage compatible key-in-knob cylinders including ILCO cylinder #1599 and Medeco cylinders  
**Medeco cylinders:** Requires optional 829-MD Medeco Driver Pack (available separately.) Will accept the following Medeco cylinders:  
 Original: 6 pin #20-009S4  
 5 pin #20-008S4  
 Biaxial: 6 pin #20W009S4  
 5 pin #20W008S4  
 Keymark: 6 pin #20K009S4  
 Key retaining cylinder: #20W200S1  
**Compatible electronic cylinders:** Medeco LOGIC, ASSA CLIQ or VIDEX CyberLock key-in-knob cylinders

### INCLUDES

729RS-1 strap for 3/16" to 1/4" material thickness

### OPTIONAL ACCESSORIES

**Alternate straps:** 729RS-2 strap for 3/8" material thickness, or 729RS-3 strap for up to 5/8" material thickness  
**Medeco driver pack:** 829-MD (required if using Medeco cylinders)  
**Cylinder:** 78-201 Series (page 65)



**OLYMPUS LOCK INC.**

Tel: 206.362.3290 | 800.525.0954  
 Fax 206.362.3569 | www.olympuslock.com



The following warning is applicable to all parts listed on this page:  
**WARNING:** This product can expose you to chemicals including chromium, which is known to the State of California to cause cancer and birth defects or other reproductive harm. for more information go to www.P65Warnings.ca.gov.



# Standard Cylinder

## Schlage C Keyway or Less Cylinder

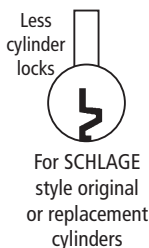
### ► L78 Latch Lock



L78V



L78V-LC

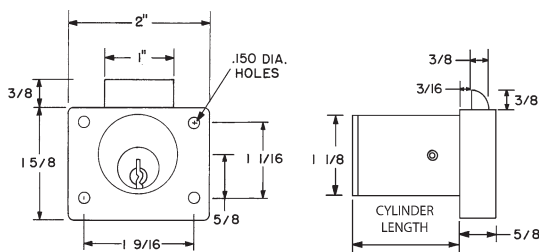


#### FIELD REVERSIBLE INTO ALL FOUR HANDINGS!

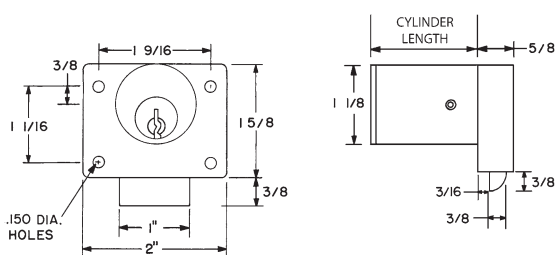
Item	Function	Finish	Cyl. Length	Keying
L78R	RH Door	26D, US3	1-1/8" or 1-3/8"	KD, KA 101, 102 Custom Keyed
L78L	LH Door	26D, US3	1-1/8" or 1-3/8"	
L78V	VH Drawer	26D, US3	1-1/8" or 1-3/8"	
L78I	IH Drawer	26D, US3	1-1/8" or 1-3/8"	

Item	Function	Finish	Cyl. Length	Keying
L78R-LCA	RH Door	26D, US3	1-1/8"	Less Cylinder
L78R-LCM	RH Door	26D, US3	1-3/8"	
L78L-LCA	LH Door	26D, US3	1-1/8"	
L78L-LCM	LH Door	26D, US3	1-3/8"	
L78V-LCA	VH Drawer	26D, US3	1-1/8"	
L78V-LCM	VH Drawer	26D, US3	1-3/8"	
L78I-LCA	IH Drawer	26D, US3	1-1/8"	
L78I-LCM	IH Drawer	26D, US3	1-3/8"	

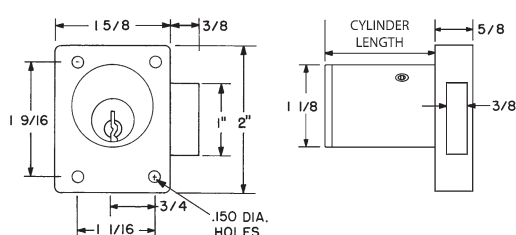
#### L78V Vertical Hand (VH)



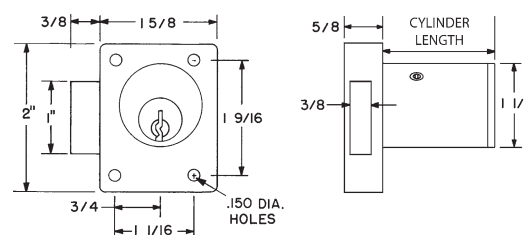
#### L78I Inverted Hand (IH)



#### L78L Left Hand (LH)



#### L78R Right Hand (RH)



### SPECIFICATIONS

**Reversible:** Easily field reversible between door and drawer functions

**Rekeyable:** Easily rekeyable via set screw cylinder release mechanism

**US Patent Nos:** 4,899,563; 7,874,189 B2

**Body:** Zinc die cast

**Cylinder length:** 1-1/8" or 1-3/8"

**Barrel diameter:** 1-1/8"

**Finish:** 26D or US3

**Packaged:** Packed 10 per box

### INCLUDED ACCESSORIES

**For 1-1/8" barrel length locks:**

10-351 plastic spacers (qty 2)

L78ST-1 lipped strike

**For 1-3/8" barrel length locks:**

L78ST-2 lipped strike

### L78 KEYING INFORMATION

**Keying:** Can be keyed together with other Schlage C Keyway locks

**Keyway:** Schlage C keyway

**Keys:** Includes 2 keys per lock

**Cylinder:** Solid brass, pin tumbler

**Stock keying:** KD/KA - 5 pin standard

**Stock KA#:** 101, 102

**Masterkeying:** 6 pin standard

**Grand masterkeying:** Available

**Keyblank 6-pin:** KBSC-6

### L78-LC CYLINDER INFORMATION

**Cylinder:** Not included

**Accepts:** Schlage compatible key-in-knob cylinders including ILCO cylinder #1599

**Includes:** All parts necessary to work with other manufacturers' cylinders

**Compatible electronic cylinders:** Medeco LOGIC, ASSA CLIQ or VIDEX CyberLock key-in-knob cylinders

### OPTIONAL ACCESSORIES

See the accessories section of this catalog for a complete list.

**Trim ring:** TR78

**Spacer:** 10-351 (1/8" thick)

**Cylinder:** 78-201 Series (page 65)

The following warning is applicable to all parts listed on this page:  
**WARNING:** This product can expose you to chemicals including chromium, which is known to the State of California to cause cancer and birth defects or other reproductive harm. for more information go to [www.P65Warnings.ca.gov](http://www.P65Warnings.ca.gov).



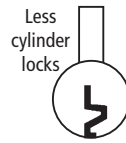
### ► 850S Deadlatching Drawer Lock



850S



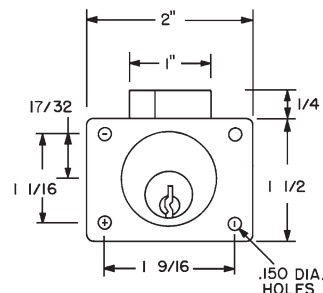
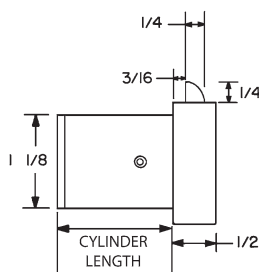
850-LC



For SCHLAGE style original or replacement cylinders

Item	Function	Finish	Cyl. Length	Keying
850S	VH Drawer	26D, US3	1-1/8"	KD, KA 101, 102 Custom Keyed
850S	VH Drawer	26D, US3	1-3/8"	

Item	Function	Finish	Cyl. Length	Keying
850LCA	VH Drawer	26D, US3	1-1/8"	Less Cylinder
850LCM	VH Drawer	26D, US3	1-3/8"	



### SPECIFICATIONS

**Rekeyable:** Easily rekeyable via set-screw cylinder removal mechanism

**U.S. Patent Nos:** 4,899,563; 4,920,774; 5,657,652

**Body:** Zinc die cast

**Cylinder length:** 1-1/8" or 1-3/8"

**Barrel diameter:** 1-1/8"

**Finish:** 26D or US3

**Packaged:** Packed 10 per box

### INCLUDED ACCESSORIES

**For 1-1/8" barrel length locks:**

10-350 plastic spacers (qty 2)

850-210 matching strike

**For 1-3/8" barrel length locks:**

850-211 matching strike

### 850S KEYING INFORMATION

**Keying:** Can be keyed together with other Schlage C Keyway locks

**Keyway:** Schlage C keyway

**Keys:** Includes 2 keys per lock

**Cylinder:** Solid brass, pin tumbler

**Stock keying:** KD/KA - 5 pin standard

**Stock KA#:** 101, 102

**Masterkeying:** 6 pin standard

**Grand masterkeying:** Available

**Keyblank 6-pin:** KBSC-6

### 850LC CYLINDER INFORMATION

**Cylinder:** Not included

**Accepts:** Schlage compatible key-in-knob cylinders including ILCO cylinder #1599

**Includes:** All parts necessary to work with other manufacturers' cylinders

**Compatible electronic cylinders:** Medeco LOGIC, ASSA CLIQ or VIDEX CyberLock key-in-knob cylinders

### OPTIONAL ACCESSORIES

See the accessories section of this catalog for a complete list.

**Spacers:** 10-350 (1/8" thick), 10-348 (1/4" thick), 10-349 (1/2" thick)

**Trim ring:** TR78

**Cylinder:** 78-201 Series (page 65)

**Through-bolt hardware:** ETS1 trim plate, ETS1-PL trim pull and ETST1 template



**OLYMPUS  
LOCK**

Tel: 206.362.3290 | 800.525.0954  
Fax 206.362.3569 | www.olympuslock.com



The following warning is applicable to all parts listed on this page:  
**WARNING:** This product can expose you to chemicals including chromium, which is known to the State of California to cause cancer and birth defects or other reproductive harm. for more information go to [www.P65Warnings.ca.gov](http://www.P65Warnings.ca.gov).

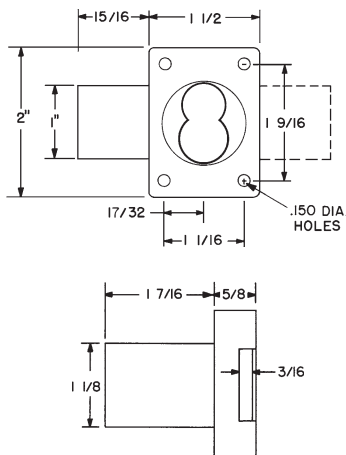
## ► 777 Door Lock



ANSI/BHMA  
A156.11 Grade 1  
E07121



Woodwork Institute  
(WI) acknowledged  
product



### KEY REMOVABLE LOCKED OR UNLOCKED POSITION

Item	Function	Finish	Core	Description
777ICP-DR	Door	26D, US3, 10B	Standard/Classic or Primus/Everest	Lock body - For Schlage full-size IC

### KEY RETAINING (KEY REMOVABLE LOCKED POSITION ONLY)

Item	Function	Finish	Core	Description
777IC-DRK	Door-KR	26D, US3, 10B	Standard/Classic	Lock body - For Schlage full-size IC
777P-DRK	Door-KR	26D, US3, 10B	Primus/Everest	

Key-retaining (KR): Cycle to "locked" position before inserting core.

## SPECIFICATIONS

**ANSI/BHMA:** Passed ANSI/BHMA A156.11 Grade 1 performance requirements. Equivalent to E07121 (777ICP) / E07041 (888ICP)

**Standard function:** Key removable in locked and unlocked position.

**Key-retaining function:** Specify core type (Standard/Classic or Primus/Everest) when ordering

**Body:** Zinc die cast

**Cylinder length:** 1-7/16"

**Barrel diameter:** 1-1/8"

**Finish:** 26D, US3 or 10B

**Packaged:** Packed 10 per box

## CYLINDER INFORMATION

**Cylinder:** Not included

**Accepts:** Schlage large format/full-size IC cylinders

- Schlage Quad, Numbered Section, and Schlage Classic IC cores
- Schlage Primus® and Everest large format IC cores
- Mul-T-Lock large format IC cores

**Compatible electronic cylinders:** VIDEX CyberLock LFIC cylinders

## INCLUDED ACCESSORIES

7788-PA-D actuator to operate lock without core

10-350 plastic spacers (qty 3)

10-054 1/4" plastic bar strike

10-055 1/2" plastic bar strike

## OPTIONAL ACCESSORIES

See the accessories section of this catalog for a complete list.

**Spacers:** 10-350 (1/8" thick), 10-348 (1/4" thick), 10-349 (1/2" thick)

**Strikes:** 10-052, 10-056, 10-057, 10-058, 12-2, 12-3, 12-4


**Trim ring:** TR78

**Through-bolt hardware:** ETS1 trim plate, ETS1-PL trim pull and ETST1 template

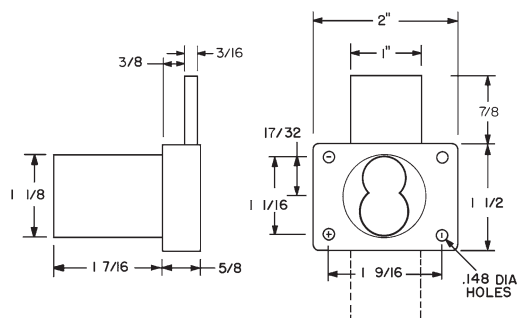
## ► 888 Drawer Lock



ANSI/BHMA  
A156.11 Grade 1  
E07041



Woodwork Institute  
(WI) acknowledged  
product



### KEY REMOVABLE LOCKED OR UNLOCKED POSITION

Item	Function	Finish	Core	Description
888ICP-DW	Drawer	26D, US3, 10B	Standard/Classic or Primus/Everest	Lock body - For Schlage full-size IC

### KEY RETAINING (KEY REMOVABLE LOCKED POSITION ONLY)

Item	Function	Finish	Core	Description
888IC-DWK	Drawer-KR	26D, US3, 10B	Standard/Classic	Lock body - For Schlage full-size IC
888P-DWK	Drawer-KR	26D, US3, 10B	Primus/Everest	

Key-retaining (KR): Cycle to "locked" position before inserting core.



The following warning is applicable to all parts listed on this page:  
**WARNING:** This product can expose you to chemicals including chromium, which is known to the State of California to cause cancer and birth defects or other reproductive harm. for more information go to [www.P65Warnings.ca.gov](http://www.P65Warnings.ca.gov).




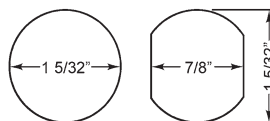
## ► 920 Cam Lock



For SCHLAGE  
full-size  
interchangeable  
core cylinders



### MOUNTING CUTOUT

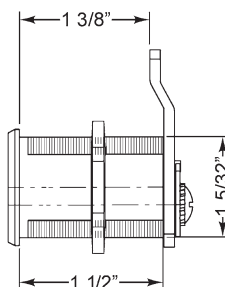
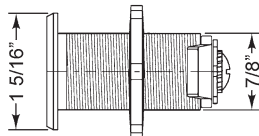
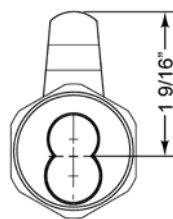


**720-PL3**  
anti-rotation plate

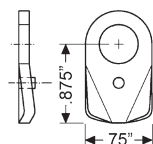
ANSI/BHMA  
A156.11 Grade 1  
E07261/E07271

Woodwork Institute  
(WI) acknowledged  
product

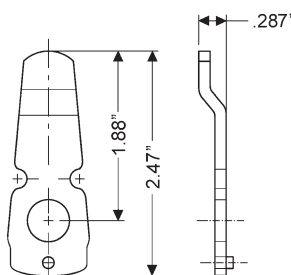
Item	Finish	Cyl. Diameter	Mat. Thickness	Description
920LM/DM	26D, US3	1-1/8"	Up to 1-1/8"	Lock body - For Schlage full-size IC



### INCLUDED CAMS



**720-3-1**  
for inverted function



**720-3-2**  
inbent cam for vertical function  
(bottom-pin style)

## SPECIFICATIONS

ANSI/BHMA: Passed ANSI/BHMA A156.11 Grade 1 performance requirements. Equivalent to E07261/E07271.

Cylinder diameter: 1-1/8"

Across flats: 7/8"

Max. material thickness: 1-3/16"

Min. material thickness: 0.08"

Functions: Includes parts for key-retaining or non-key-retaining function

Body: Zinc die cast

Finish: 26D or US3

Packaged: 10 per box

## CYLINDER INFORMATION

Cylinder: Not included

Accepts: Schlage large format/full-size IC cylinders

- Schlage Quad, Numbered Section, and Schlage Classic IC cores
- Schlage Primus® and Everest large format IC cores
- Mul-T-Lock large format IC cores

Compatible electronic cylinders: VIDEX  
CyberLock LFIC cylinders

## INCLUDED ACCESSORIES

7788-PA-D actuator to operate lock without core

720-PL3 anti-rotation plate

720-3-1 short inverted cam

720-3-2 long vertical cam

720-CDLM lost motion cam shifter

720-CDDM key retaining door cam shifter

720-KR key retaining drawer cam shifter

## OPTIONAL ACCESSORIES

See accessories on page 80-81. See page 81 for cam assembly instructions.

Optional cams: 720-3-3, 720-3-4, 720-3-5

Trim collars: TR200 Series

Switch accessory pack: SW-1

CL-MP-118: Double-D metal punch (page 70)



**OLYMPUS  
LOCK**  
INC.

Tel: 206.362.3290 | 800.525.0954  
Fax 206.362.3569 | www.olympuslock.com




The following warning is applicable to all parts listed on this page:  
**WARNING:** This product can expose you to chemicals including chromium, which is known to the State of California to cause cancer and birth defects or other reproductive harm. for more information go to [www.P65Warnings.ca.gov](http://www.P65Warnings.ca.gov).

## ► 929R Showcase/Ratchet Lock



For SCHLAGE  
full-size  
interchangeable  
core cylinders

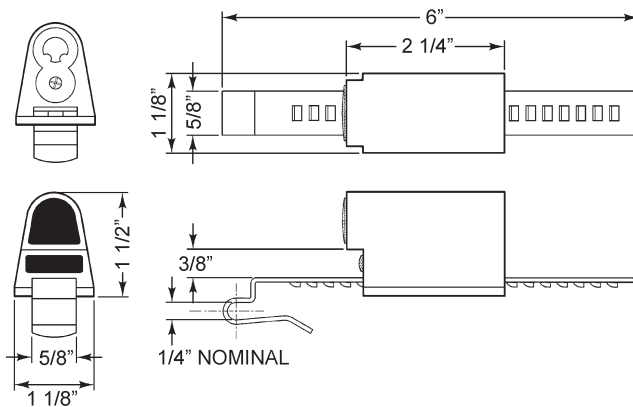


Woodwork Institute  
(WI) acknowledged  
product

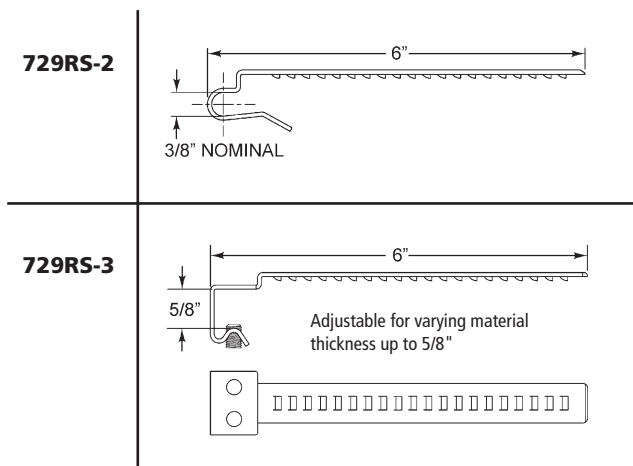
### FOR BYPASSING SLIDING DOORS

Item	Finish	Mat. Thickness	Description
929R	26D	Up to 1/4"	Lock body - For Schlage full-size IC
Optional straps:	729RS-2 fits up to 3/8" material thickness 729RS-3 fits up to 5/8" material thickness (adjustable)		

\*Standard and optional straps with nylon coating available August 2019



### OPTIONAL STRAPS



### SPECIFICATIONS

ANSI/BHMA: Complies with clause 6.3 (8.2~8.4) of

ANSI/BHMA A156.11 1999 ANSI standards

Use: Sliding glass or wood doors

Body: Zinc die cast

Strap: Steel

Finish: 26D

Packaged: Packed 10 per box

### CYLINDER INFORMATION

Cylinder: Not included

Accepts: Schlage large format/full-size IC cylinders

- Schlage Quad, Numbered Section, and Schlage Classic IC cores

- Schlage Primus® and Everest large format IC cores

- Mul-T-Lock large format IC cores

Compatible electronic cylinders: VIDEX

CyberLock LFIC cylinders

### INCLUDED ACCESSORIES

7788-PA-D plastic thumbturn

729RS-1 strap for 3/16" to 1/4" material thickness

### OPTIONAL STRAPS

Alternate straps: 729RS-2 strap for 3/8" material thickness, or 729RS-3 strap for up to 5/8" material thickness

The following warning is applicable to all parts listed on this page:



**WARNING:** This product can expose you to chemicals including chromium, which is known to the State of California to cause cancer and birth defects or other reproductive harm. for more information go to [www.P65Warnings.ca.gov](http://www.P65Warnings.ca.gov).

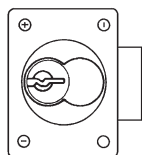




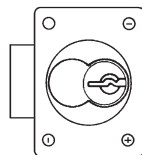
## ► L92V Latch Lock



For door applications,  
place lock on side.

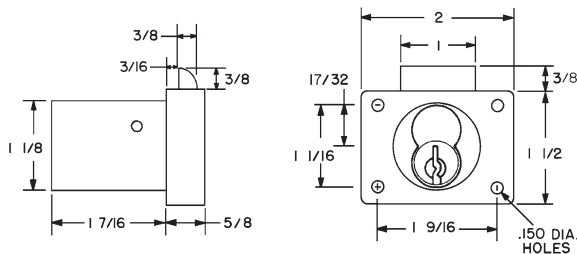


Left-Hand Door



Right-Hand Door

Item	Handing	Finish	Cyl. Length	Keying
L92V	VH Drawer	26D, US3	1-7/16"	Lock body - For Schlage full-size IC



## SPECIFICATIONS

**Function:** Spring latch  
**Body:** Zinc die cast  
**Barrel diameter:** 1-1/8"  
**Cylinder length:** 1-7/16"  
**Latch projection:** 3/8"  
**Handing:** Drawer Vertical  
**Finish:** 26D or US3  
**Packaged:** Packed 10 per box

## CYLINDER INFORMATION

**Cylinder:** Not included  
**Accepts:** Schlage large format/full-size IC cylinders  
 - Schlage Quad, Numbered Section, and Schlage Classic IC cores  
 - Schlage Primus® and Everest large format IC cores  
 - Mul-T-Lock large format IC cores  
**Compatible electronic cylinders:** VIDEX CyberLock LFIC cylinders

## INCLUDED ACCESSORIES

10-350 spacers (qty 3)  
 L78ST-1-SS matching lip strike  
 7788-PA-D plastic thumbturn

## OPTIONAL ACCESSORIES

See the accessories section of this catalog for a complete list.

**Spacers:** 10-350 (1/8" thick), 10-348 (1/4" thick), 10-349 (1/2" thick)

**Trim ring:** TR78

**Through-bolt hardware:** ETS1 trim plate, ETS1-PL trim pull and ETST1 template



**OLYMPUS**  
LOCK

Tel: 206.362.3290 | 800.525.0954  
 Fax 206.362.3569 | www.olympuslock.com



The following warning is applicable to all parts listed on this page:  
**WARNING:** This product can expose you to chemicals including chromium, which is known to the State of California to cause cancer and birth defects or other reproductive harm. for more information go to [www.P65Warnings.ca.gov](http://www.P65Warnings.ca.gov).

## ► CR1125RD Rim Deadbolt


  
For CORBIN  
RUSSWIN  
interchangeable  
core cylinders



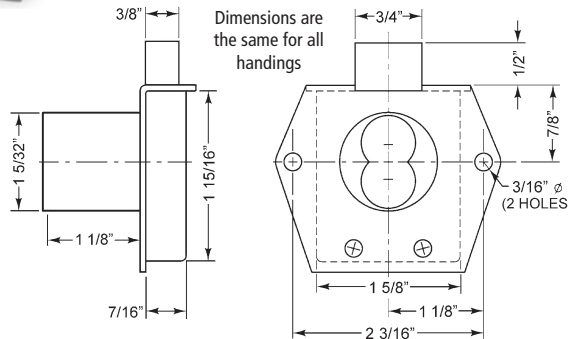
**CR1125RD**  
CR1125RDVH



CR1125RDLH



CR1125RDRH



Woodwork Institute  
(WI) acknowledged  
product

Part No.	Function	Finish	Cyl. Length	Description
CR1125RDRH	RH Door	26D	1-1/8"	Lock body - For Corbin/Russwin IC
CR1125RDLH	LH Door	26D	1-1/8"	
CR1125RDVH	VH Drawer	26D	1-1/8"	

## SPECIFICATIONS

**Mounting:** Rim (surface)

**Function:** Key removable in locked and unlocked position

**Barrel diameter:** 1-5/32"

**Cylinder length:** 1-1/8"

**Body:** Zinc die cast cylinder housing, steel back plate and steel case

**Finish:** 26D

**Packaged:** Packed 10 per box

## CYLINDER INFORMATION

**Cylinder:** Not included

**Accepts:** Corbin/Russwin interchangeable core cylinders

## INCLUDED ACCESSORIES

725-PA plastic thumbturn

1125-1 spacer to fit 6 or 7 pin cores

725-SP-RD solid rectangular strike

## OPTIONAL ACCESSORIES

See the accessories section of this catalog for a complete list.

**Spacers:** WP725 (1/8" thick), WP726 (1/4" thick)

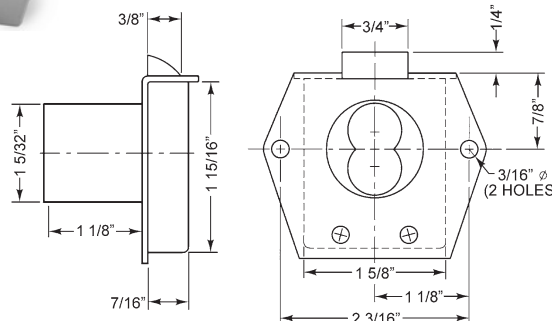
**Strikes:** 725-SP Series

## ► CR1125RL Rim Latch

  
For CORBIN  
RUSSWIN  
interchangeable  
core cylinders



**CR1125RL**  
CR1125RLVH



Woodwork Institute  
(WI) acknowledged  
product

Part No.	Function	Finish	Cyl. Length	Description
CR1125RLVH	VH Drawer	26D	1-1/8"	Lock body - For Corbin/Russwin IC

## SPECIFICATIONS

**Mounting:** Rim (surface)

**Barrel diameter:** 1-5/32"

**Cylinder length:** 1-1/8"

**Latch projection:** 1/4"

**Body:** Zinc die cast cylinder housing, steel back plate and steel case

**Finish:** 26D

**Packaged:** Packed 10 per box

## CYLINDER INFORMATION

**Cores:** Less cylinder

**Accepts:** Corbin/Russwin interchangeable core cylinders

## INCLUDED ACCESSORIES

725-PA actuator to operate lock without core

1125-1 spacer to fit 6 or 7 pin cores

725-SP-RL solid lipped strike

## OPTIONAL ACCESSORIES

See the accessories section of this catalog for a complete list.

**Spacers:** WP725 (1/8" thick), WP726 (1/4" thick)

**Strikes:** 725-SP Series



The following warning is applicable to all parts listed on this page:  
**WARNING:** This product can expose you to chemicals including chromium, which is known to the State of California to cause cancer and birth defects or other reproductive harm. for more information go to [www.P65Warnings.ca.gov](http://www.P65Warnings.ca.gov).



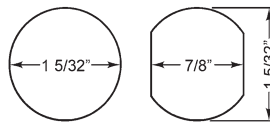
## ► CR25 Cam Lock




For CORBIN  
RUSSWIN  
interchangeable  
core cylinders



**MOUNTING CUTOUT**



**720-PL3**  
anti-rotation plate



Item	Finish	Cyl. Diameter	Mat. Thickness	Description
CR25LM/DM	26D	1-1/8"	Up to 1-1/8"	Lock body - For Corbin/Russwin IC

## SPECIFICATIONS

Cylinder diameter: 1-1/8"

Across flats: 7/8"

Max. material thickness: 1-1/8"

Min. material thickness: 0.08"

Functions: Includes parts for key-retaining or non-key-retaining function

Body: Zinc die cast

Finish: 26D

Packaged: 10 per box

## CYLINDER INFORMATION

Cylinder: Not included

Accepts: Corbin/Russwin interchangeable core cylinders

## INCLUDED ACCESSORIES

725-PA plastic thumbturn

725-1 spacer to fit 6 or 7 pin cores

720-PL3 anti-rotation plate

720-3-1 short inverted cam

720-3-2 long vertical cam

720-CDLM lost motion cam shifter

720-CDDM key retaining door cam shifter

720-KR key retaining drawer cam shifter

## OPTIONAL ACCESSORIES

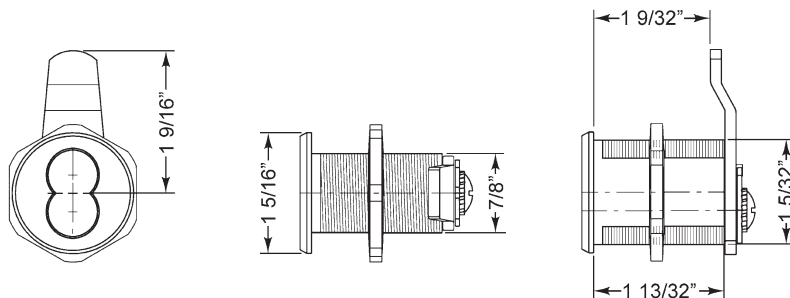
See accessories on page 80-81. See page 81 for cam assembly instructions.

Optional cams: 720-3-3, 720-3-4, 720-3-5

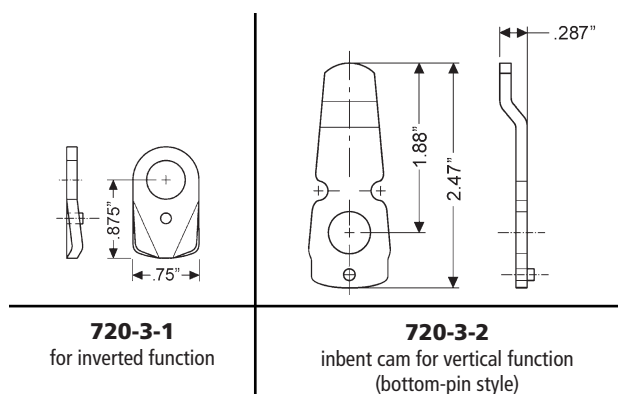
Trim collars: TR200 Series

Switch accessory pack: SW-1

CL-MP-118: Double-D metal punch (page 70)



## INCLUDED CAMS



**720-3-1**

for inverted function

**720-3-2**

inbent cam for vertical function  
(bottom-pin style)



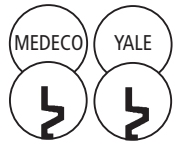
**OLYMPUS**  
**LOCK**  
INC.

Tel: 206.362.3290 | 800.525.0954  
Fax 206.362.3569 | [www.olympuslock.com](http://www.olympuslock.com)

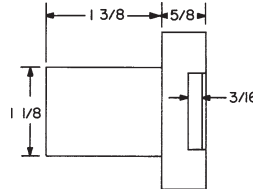
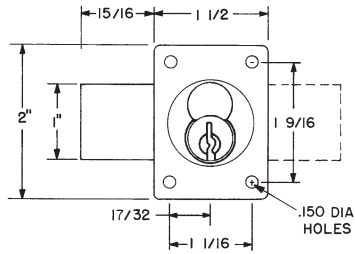


The following warning is applicable to all parts listed on this page:  
**WARNING:** This product can expose you to chemicals including chromium, which is known to the State of California to cause cancer and birth defects or other reproductive harm. for more information go to [www.P65Warnings.ca.gov](http://www.P65Warnings.ca.gov).

## ► 931DR Door Lock



For MEDECO/YALE style large format interchangeable core cylinders



**IMPORTANT:** Medeco "Keymark" cylinders require Best compatible (small format) cabinet lock bodies (See 721DR/DW).

Woodwork Institute (WI) acknowledged product

### KEY REMOVABLE LOCKED OR UNLOCKED POSITION

Item	Function	Finish	Cyl. Length	Description
931DR	Door	26D, US3	1-3/8"	Lock body - For Medeco/Yale large format IC

### KEY RETAINING (KEY REMOVABLE LOCKED POSITION ONLY)

Item	Function	Finish	Cyl. Length	Description
931DR-KR	Door-KR	26D, US3	1-3/8"	Lock body - For Medeco/Yale large format IC

**Key-Retaining (KR):** Cycle to "locked" position before inserting core.

## SPECIFICATIONS

**Standard function:** Key removable in locked and unlocked position.

**Key-retaining function:** Key removable in locked position only. Specify **-KR** for key retaining.

**Cylinder length:** 1-3/8"

**Barrel diameter:** 1-1/8"

**Body:** Zinc die cast

**Finish:** 26D or US3

**Packaged:** Packed 10 per box

## CYLINDER INFORMATION

**Cylinder:** Not included

**Medeco cylinder:** Accepts Medeco #32-0201 (6-pin) IC cylinder and Medeco #31-0100 (6-pin) Yale IC compatible cylinder.

**Yale cylinder:** Accepts Yale 1210 Series (6-pin) IC core cylinder

**ASSA cylinder:** Accepts ASSA's 6-pin, Yale-compatible large format IC cylinder.

**Special note:** Medeco "Keymark" cylinders require Best compatible (small format) cabinet lock bodies.

## INCLUDED ACCESSORIES

931-PA plastic thumbturn

931-1 spacer for 6-pin Medeco cores

10-350 plastic spacers (qty 3)

10-054 1/4" plastic bar strike

10-055 1/2" plastic bar strike

## OPTIONAL ACCESSORIES

See the accessories section of this catalog for a complete list.


**Spacers:** 10-350 (1/8" thick), 10-348 (1/4" thick), 10-349 (1/2" thick)

**Strikes:** 10-052, 10-056, 10-057, 10-058, 12-2, 12-3, 12-4

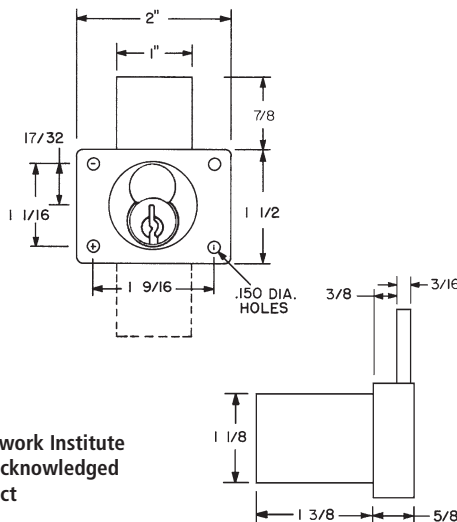
**Trim ring:** TR78

**Through-bolt hardware:** ETS1 trim plate, ETS1-PL trim pull and ETST1 template

## ► 931DW Drawer Lock



For MEDECO/YALE style large format interchangeable core cylinders



**IMPORTANT:** Medeco "Keymark" cylinders require Best compatible (small format) cabinet lock bodies (See 721DR/DW).

Woodwork Institute (WI) acknowledged product

### KEY REMOVABLE LOCKED OR UNLOCKED POSITION

Item	Function	Finish	Cyl. Length	Description
931DW	Drawer	26D, US3	1-3/8"	Lock body - For Medeco/Yale large format IC

### KEY RETAINING (KEY REMOVABLE LOCKED POSITION ONLY)

Item	Function	Finish	Cyl. Length	Description
931DW-KR	Drawer-KR	26D, US3	1-3/8"	Lock body - For Medeco/Yale large format IC

**Key-Retaining (KR):** Cycle to "locked" position before inserting core.

The following warning is applicable to all parts listed on this page:

**WARNING:** This product can expose you to chemicals including chromium, which is known to the State of California to cause cancer and birth defects or other reproductive harm. for more information go to [www.P65Warnings.ca.gov](http://www.P65Warnings.ca.gov).



# Interchangeable Core

Medeco or Yale Large Format

## ► ME93 Cam Lock

**IMPORTANT:** Medeco "Keymark" cylinders require Best compatible (small format) cabinet lock bodies (See 720LM/DM or 721DR/DW).



**720-PL3**  
Anti-rotation plate



For MEDECO  
style large format  
interchangeable  
core cylinders

Item	Finish	Cyl. Diameter	Mat. Thickness	Description
ME93LM/DM	26D	1-1/8"	Up to 1-1/8"	Lock body - For Medeco Large Format IC

## ► YA93 Cam Lock



**720-PL3**  
Anti-rotation plate

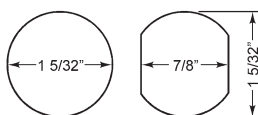


For YALE style  
6-pin large format  
interchangeable  
core cylinders

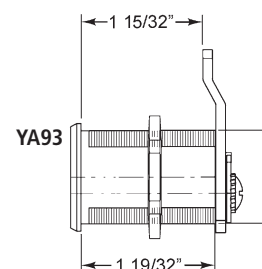
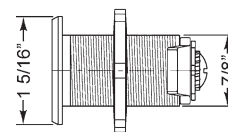
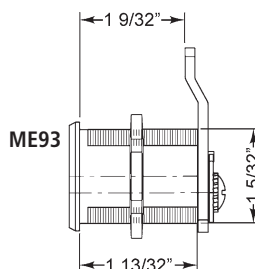
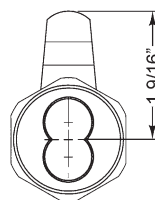
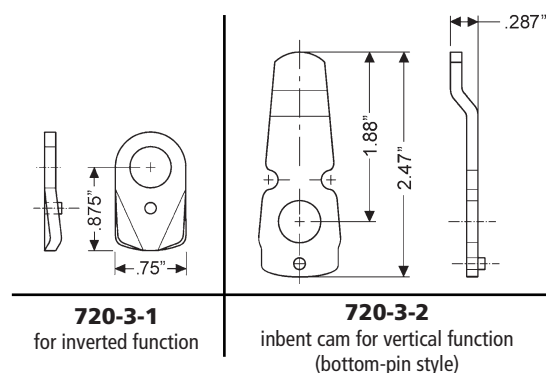
Item	Finish	Cyl. Diameter	Mat. Thickness	Description
YA93LM/DM	26D	1-1/8"	Up to 1-1/8"	Lock body - For Yale Large Format IC

**YA93LM/DM includes two separate prong drivers:** The prong driver for the Yale and/or Assa-Yale IC core comes standard assembled into the lock. A separate prong driver labeled with a number "2" is included and should be installed (in place of the standard driver) if using the Medeco-Yale cylinder.

### MOUNTING CUTOUT



### INCLUDED CAMS



## SPECIFICATIONS

Cylinder diameter: 1-1/8"

Across flats: 7/8"

ME93 Max. material thickness: 1-1/4"

YA93 Max. material thickness: 1-5/16"

Min. material thickness: 0.08"

Functions: Includes parts for key-retaining or non-key-retaining function

Body: Zinc die cast

Finish: 26D

Packaged: 10 per box

## ME93 CYLINDER INFORMATION

Cores: Not included.

Medeco cylinder: Accepts Medeco #32-0201 (6-pin) IC cylinder.

**Special note:** Medeco "Keymark" cylinders require Best compatible (small format) cabinet lock bodies.

## YA93 CYLINDER INFORMATION

Cores: Not included.

Yale cylinder: Accepts Yale 1210 Series (6-pin) IC cylinder.

Assa cylinder: Accepts ASSA's 6-pin, Yale-compatible large format IC cylinder.

Medeco cylinder: Accepts Medeco's 31 Series Yale-compatible large format IC cylinder.

## INCLUDED ACCESSORIES

931-PA plastic thumbturn

720-PL3 anti-rotation plate

720-3-1 short inverted cam

720-3-2 long vertical cam

720-CDLM lost motion cam shifter

720-CDDM key retaining door cam shifter

720-KR key retaining drawer cam shifter

(YA93 only) YA93-PD-2 optional prong driver for Medeco/Yale IC cylinders

## OPTIONAL ACCESSORIES

See accessories on page 80-81. See page 81 for cam assembly instructions.

Optional cams: 720-3-3, 720-3-4, 720-3-5

Trim collars: TR200 Series

Switch accessory pack: SW-1

CL-MP-118: Double-D metal punch (page 70)



**OLYMPUS  
LOCK**

Tel: 206.362.3290 | 800.525.0954  
Fax 206.362.3569 | www.olympuslock.com



The following warning is applicable to all parts listed on this page:  
**WARNING:** This product can expose you to chemicals including chromium, which is known to the State of California to cause cancer and birth defects or other reproductive harm. for more information go to [www.P65Warnings.ca.gov](http://www.P65Warnings.ca.gov).



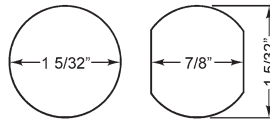
## ► SA54 Cam Lock



For SARGENT  
interchangeable  
core cylinders



### MOUNTING CUTOUT



**720-PL3**  
anti-rotation plate

## SPECIFICATIONS

Cylinder diameter: 1-1/8"

Across flats: 7/8"

Max. material thickness: 1-1/8"

Min. material thickness: 0.08"

Functions: Includes parts for key-retaining or non-key-retaining function

Body: Zinc die cast

Finish: 26D

Packaged: Packed 10 per box

## CYLINDER INFORMATION

Cylinder: Not included

Accepts: Sargent 6300 Series or Sargent Degree interchangeable core cylinders

## INCLUDED ACCESSORIES

Plastic actuator to operate lock without core

720-PL3 anti-rotation plate

720-3-1 short inverted cam

720-3-2 long vertical cam

720-CDLM lost motion cam shifter

720-CDDM key retaining door cam shifter

720-KR key retaining drawer cam shifter

## OPTIONAL ACCESSORIES

See accessories on page 80-81. See page 81 for cam assembly instructions.

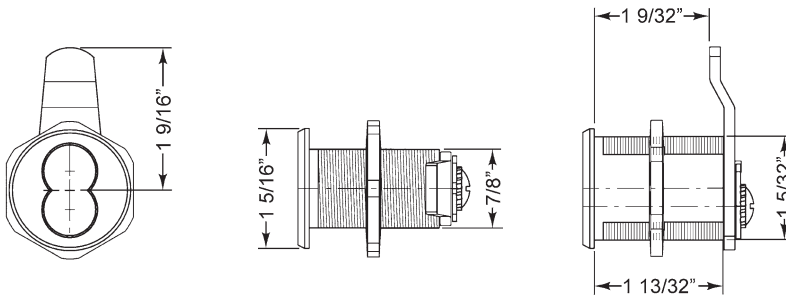
Optional cams: 720-3-3, 720-3-4, 720-3-5

Trim collars: TR200 Series

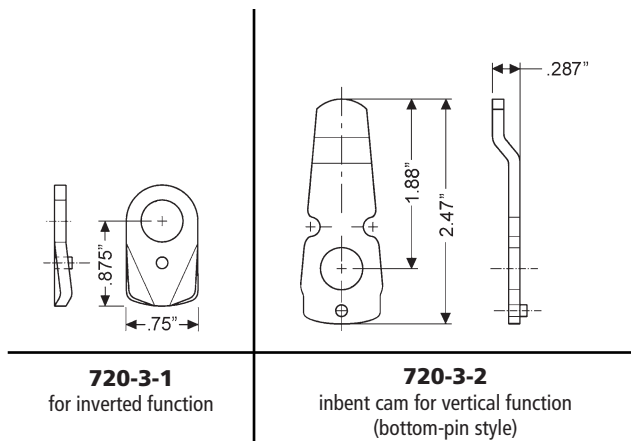
Switch accessory pack: SW-1

CL-MP-118: Double-D metal punch (page 70)

Item	Finish	Cyl. Diameter	Mat. Thickness	Description
SA54LM/DM	26D	1-1/8"	Up to 1-1/8"	Lock body - For use with Sargent IC



## INCLUDED CAMS



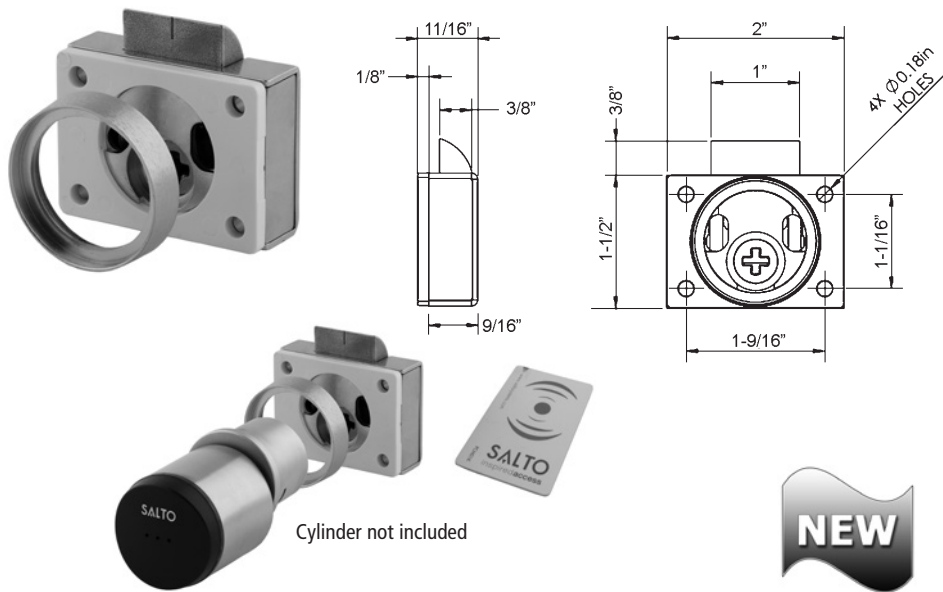
See page 29 for  
Sargent standard  
cylinder locks



The following warning is applicable to all parts listed on this page:  
**WARNING:** This product can expose you to chemicals including chromium, which is known to the State of California to cause cancer and birth defects or other reproductive harm. for more information go to [www.P65Warnings.ca.gov](http://www.P65Warnings.ca.gov).



### ► SLT-01 Door or Drawer Latch Lock



### SPECIFICATIONS

**Conversion Kit:** allows you to convert a SALTO US rim cylinder and other third party US rim cylinders into a latch or deadbolt cabinet lock.

**Standard Function:** non-handed, will work for cabinet doors or drawers.

**Accepts:** SALTO G9B1 GEO US rim cylinder and other third party US rim cylinders.

**US Patent No:** 11,124,988 B1

**Rim Cylinder:** not included

**Barrel diameter:** 1-9/16"

**Finish:** 26D

**Packaged:** packed 20 per box

### INCLUDED ACCESSORIES

**SLT-01:** 10-350 plastic spacer, L78ST-1-SS stainless steel limp strike, SLT-TR 21/64" trim bezel

**SLT-02:** 10-350 plastic spacer, 10-054 1/4" plastic bar strike, SLT-TR 21/64" trim bezel

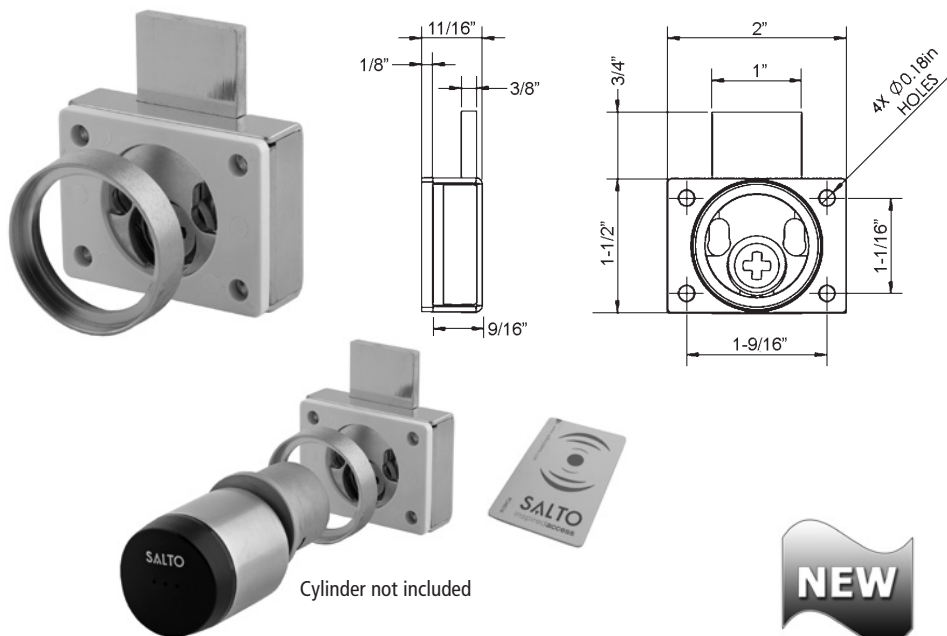
### OPTIONAL ACCESSORIES

**SLT-01:** Plastic spacers 10-350, 10-348, 10-349. Strikes L78ST-1, L78ST-2

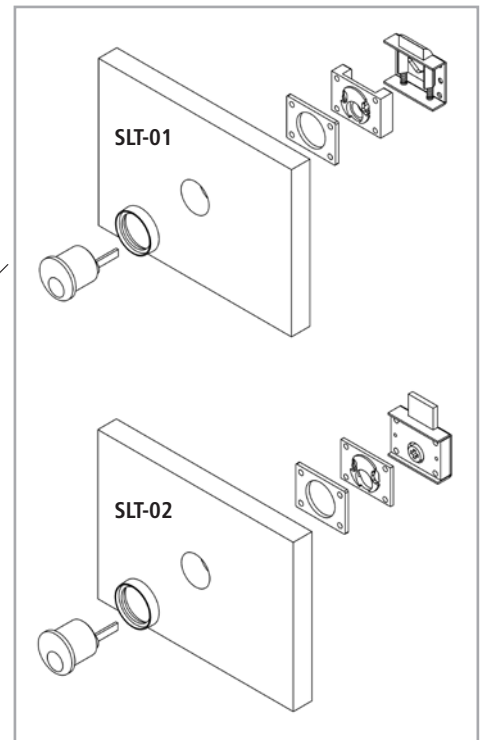
**SLT-02:** Plastic spacers 10-350, 10-348, 10-349. Strikes 10-054, 10-055, 10-057, 10-058, 10-052, 10-056, 12-1, 12-2, 12-3, 12-4

Item	Finish	Cyl. Length	Barrel Diameter	Description
SLT-01	26D	Determined by provided rim cylinder screws and tailpiece	1-9/16"	Cabinet Lock Conversion Kit for SALTO Electronic Rim Cylinder and other third party US rim cylinders

### ► SLT-02 Door or Drawer Deadbolt Lock



### ASSEMBLY



Item	Finish	Cyl. Length	Barrel Diameter	Description
SLT-02	26D	Determined by provided rim cylinder screws and tailpiece	1-9/16"	Cabinet Lock Conversion Kit for SALTO Electronic Rim Cylinder and other third party US rim cylinders

Salto, XS4 and GEO are registered tradenames of Salto Systems S.L.




**OLYMPUS  
LOCK**

Tel: 206.362.3290 | 800.525.0954  
Fax 206.362.3569 | www.olympuslock.com




The following warning is applicable to all parts listed on this page:  
**WARNING:** This product can expose you to chemicals including chromium, which is known to the State of California to cause cancer and birth defects or other reproductive harm. for more information go to [www.P65Warnings.ca.gov](http://www.P65Warnings.ca.gov).

## ► E5D / E5L Enclosure Locks For NEMA Metal Traffic Control Boxes



**E5D**  
(SPRING BOLT/  
SQUARE LATCH)



**E5L**  
(SPRING LATCH)

### CR KEYWAY

Item	Keyway	Function	Finish	Cyl. Length	Keying
E5D	CR	RH Door, Spring Bolt	US3	7/8"	Stock KA#2 (CR keyway) Custom keying available
E5L	CR	RH Door, Latch	US3	7/8"	

### GR KEYWAY (COMING Q3 2024)

Item	Keyway	Function	Finish	Cyl. Length	Keying
E5DG	GR	RH Door, Spring Bolt	US3	7/8"	Custom keyed (GR keyway)
E5LG	GR	RH Door, latch	US3	7/8"	

## SPECIFICATIONS

**Type:** Enclosure lock for NEMA-style traffic control boxes

**Retrofits:** CCL A55481. *Note: CCL A15481 is with solid brass construction. Olympus E5 Series includes zinc die cast cylinder, lock housing and bolt.*

**For material thickness:** 7/8"

**Barrel diameter:** 7/8"

**Operation:** 1/4 key turn retracts bolt/latch

**Dustcap:** Includes dustcap to cover and protect keyway

**Material:** Zinc die cast

**Finish:** US3 Polished Brass

**Handing:** Right-hand standard. For left-hand, lock can be rotated 180 degrees.

### CR KEYWAY KEYING INFORMATION

**Stock keying:** Keyed alike #2 (CR Keyway)

**Custom keying:** Keyed alike, keyed different or masterkeyed available

**Cylinder:** 5-pin tumbler

**Includes:** Two keys per lock

**Cut #2 Keys:** CR Keyway KA#2 - KBCR-KA2-NP

**Custom Keys:** CR Keyway - KBCR-5-CUST

**Key Blank:** CR Keyway - KBCR-5-NP

### GR KEYWAY KEYING INFORMATION

\*\*\* GR Keyway coming Q3 2024 \*\*\*

**Stock keying:** n/a

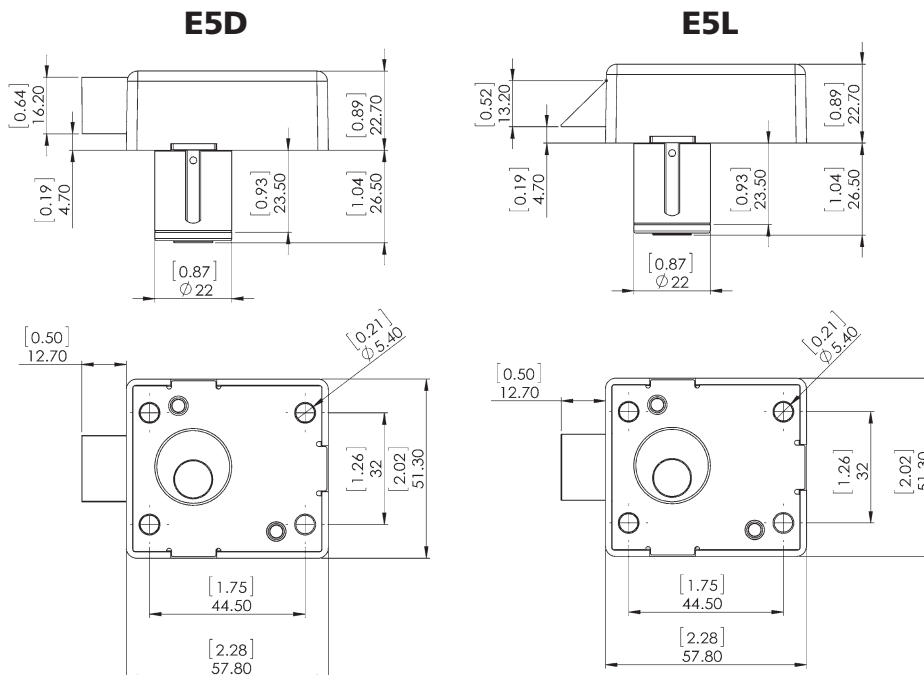
**Custom keying:** Keyed alike, keyed different or masterkeyed available

**Cylinder:** 5-pin tumbler

**Includes:** Two keys per lock

**Custom Cut Keys:** GR Keyway KBGR-NP-CUST

**Key Blank:** GR Keyway - KBGR-5-NP



### E5D/E5L FOR METAL CABINETS/ENCLOSURES

Locking mechanism  
(inside of cabinet)



To open cabinet, bolt retracts allowing handle on outside to rotate disk, disengaging top and bottom latching mechanisms. When handle and disk are moved back into the closed position, bolt springs back into slot in disk and the cabinet is locked.



The following warning is applicable to all parts listed on this page:  
**WARNING:** This product can expose you to chemicals including chromium, which is known to the State of California to cause cancer and birth defects or other reproductive harm. for more information go to [www.P65Warnings.ca.gov](http://www.P65Warnings.ca.gov).




## ► 725RSL Enclosure Lock For NEMA Metal Traffic Control Boxes




For BEST style interchangeable core cylinders



725RSL-LH



725RSL-RH



**725RSL-VH**  
SQUARE SPRING LATCH

**SPECIAL NOTE:** This is a spring loaded square latch for metal enclosures only. For standard deadbolt function (used in wood casework), see 725RD or 725MD series locks.

### IMPORTANT NOTE

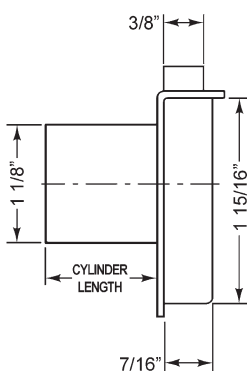
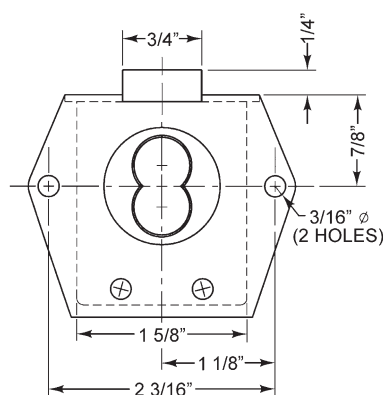
For standard deadbolt function see **725RD** or **725MD**

For standard spring latch function see **725RL** or **725ML**

Item	Function	Finish	Cyl. Length	Description
725RSL-RH	RH Door	26D, US4	1-1/16"	Lock body - For small format IC Specialized spring bolt function for metal cabinet enclosures.
725RSL-LH	LH Door	26D, US4	1-1/16"	
725RSL-VH	VH Drawer	26D, US4	1-1/16"	

**Note:** Solid brass cylinder housing available in 26D and US4 finishes only.

### ENCLOSURE LOCK (SQUARE-STYLE, SPRING BOLT)



### 725RSL

(Square Latch) Standard configuration.  
Dimensions are the same for all handings.

## SPECIFICATIONS

**Retrofits:** Best 5L7RD (with option code "SL" square latch, spring loaded)

**Mounting:** Rim (surface)

**Square latch (725RSL):** Available for VH, RH or LH functions

**Material:** Solid brass cylinder housing, steel back plate and steel case

**Cylinder length:** 1-1/16"

**Barrel diameter:** 1-1/8"

**Finish:** 26D or US4

**Packaged:** Packed 10 per box

## KEYING INFORMATION

**Cores:** Not included. We can match painted BEST cores (blue, red, green, white or orange).

**Accepts:** Best, Arrow, Falcon, KSP, Schlage SFIC or equivalent small format interchangeable cores

**Compatible electronic cylinders:** Medeco Nexgen XT or VIDEX CyberLock SFIC cylinders

## INCLUDED ACCESSORIES

725-1 spacer to fit 6 or 7 pin cores

725-SP-RL solid lipped strike

725-PA plastic thumbturn

## OPTIONAL ACCESSORIES

See the accessories section of this catalog for a complete list.

**Spacers:** WP725 (1/8" thick), WP726 (1/4" thick)

**Strikes:** 725-SP Series

**SFIC cores:** 206/207 Series (page 64)

## FOR METAL CABINETS/ENCLOSURES

Locking mechanism  
(inside of cabinet)



To open cabinet, bolt retracts allowing handle on outside to rotate disk, disengaging top and bottom latching mechanisms. When handle and disk are moved back into the closed position, bolt springs back into slot in disk and the cabinet is locked.



**OLYMPUS**  
**LOCK**

Tel: 206.362.3290 | 800.525.0954  
Fax 206.362.3569 | www.olympuslock.com



The following warning is applicable to all parts listed on this page:  
**WARNING:** This product can expose you to chemicals including chromium, which is known to the State of California to cause cancer and birth defects or other reproductive harm. for more information go to [www.P65Warnings.ca.gov](http://www.P65Warnings.ca.gov).

# Interchangeable Core

Best Compatible (Small Format)

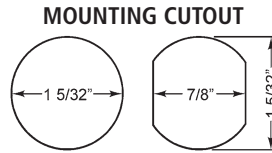
## ► 720 Cam Lock



For BEST style interchangeable core cylinders



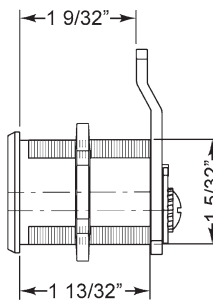
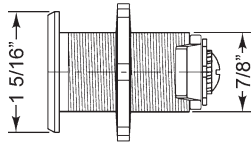
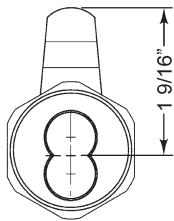
**720-PL3**  
Anti-rotation plate



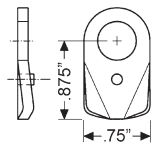
ANSI/BHMA  
A156.11 Grade 1  
E07261/E07271

Woodwork Institute  
(WI) acknowledged  
product

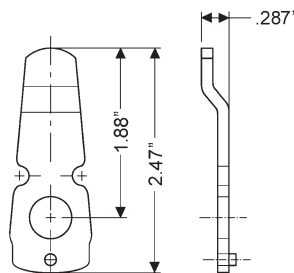
Item	Finish	Body	Cyl. Diameter	Mat. Thickness	Description
720LM/DM	26D, US26, US3	Zinc die cast	1-1/8"	Up to 1-1/8"	Lock body - For small format IC



### INCLUDED CAMS



**720-3-1**  
for inverted function



**720-3-2**  
inbent cam for vertical function  
(bottom-pin style)

## SPECIFICATIONS

Retrofits: Best 1E7E4

ANSI/BHMA: Passed ANSI/BHMA A156.11 Grade 1 performance requirements. Equivalent to E07261/E07271.

Cylinder diameter: 1-1/8"

Across flats: 7/8"

Max. material thickness: 1-1/8"

Min. material thickness: 0.08"

Functions: Includes parts for key-retaining or non-key-retaining function

Body: Zinc die cast or machined solid brass

Finish: 26D, US26, US3 or US4

Packaged: Packed 10 per box

## KEYING INFORMATION

Cores: Not included.

Accepts: Best, Arrow, Falcon, KSP, Schlage SFIC or equivalent small format interchangeable cores

Compatible electronic cylinders: Medeco Nexgen XT or VINDEX CyberLock SFIC cylinders

## INCLUDES

725-PA plastic thumbturn

720-PL3 stabilizer plate

725-1 spacer to fit 6 or 7 pin cores

720-3-1 short inverted cam

720-3-2 long vertical cam

720-CDLM lost motion cam shifter

720-CDDM key retaining door cam shifter

720-KR key retaining drawer cam shifter

## OPTIONAL ACCESSORIES

See accessories on page 80-81. See page 81 for cam assembly instructions.

Optional cams: 720-3-3, 720-3-4, 720-3-5

Trim collars: TR200 Series

Switch accessory pack: SW-1

CL-MP-118: Double-D metal punch (page 70)

SFIC cores: 206/207 Series (page 64)



The following warning is applicable to all parts listed on this page:  
**WARNING:** This product can expose you to chemicals including chromium, which is known to the State of California to cause cancer and birth defects or other reproductive harm. for more information go to [www.P65Warnings.ca.gov](http://www.P65Warnings.ca.gov).





# Interchangeable Core

Best Compatible (Small Format)

## ► 720B-DM Medical Cart Direct Drive Cam Lock

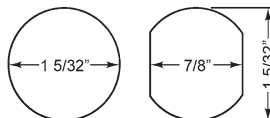
See also page 46:  
724VR Medical Cart/  
File Cabinet lock



For BEST style  
interchangeable  
core cylinders



### MOUNTING CUTOUT



TR201  
1/8"



TR202  
1/4"

Item	Finish	Body	Cyl. Diameter	Mat. Thickness	Description
720B-DM	26D	Machined solid brass	1-1/8"	Up to 1-1/8"	Lock body - For small format IC

## SPECIFICATIONS

Retrofits: Best 1E7D4

Cams: Will work with Best original cams

Cylinder diameter: 1-1/8"

Across flats: 7/8"

Max. material thickness: 1-1/8"

Min. material thickness: 0.08"

Functions: Direct drive screw on cam mechanism

Handing: LH or RH key-retaining only

Body: Solid machined brass

Finish: 26D

Packaged: Packed 10 per box

## KEYING INFORMATION

Cores: Not included.

Accepts: Best, Arrow, Falcon, KSP, Schlage SFIC or equivalent small format interchangeable cores

Compatible electronic cylinders: Medeco Nexgen XT or VIDEX CyberLock SFIC cylinders

## INCLUDED ACCESSORIES

725-PA plastic thumbturn

720-3-D1 short direct drive cam

TR201 spacer collar, 1/8"

TR202 spacer collar, 1/4"

725-1 spacer for 6 pin cores

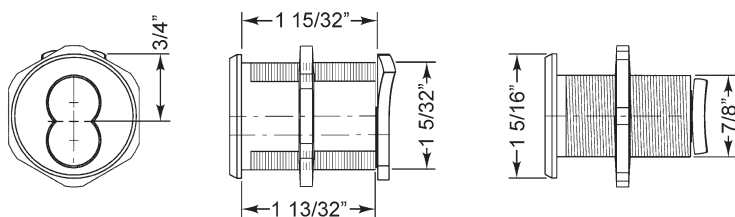
## OPTIONAL ACCESSORIES

Cam: 720-3-SC1

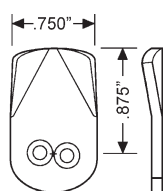
Trim collars: TR200 Series

CL-MP-118: Double-D metal punch (page 70)

SFIC cores: 206/207 Series (page 64)

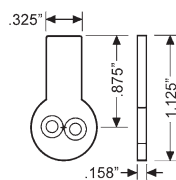


### INCLUDED CAM



**720-3-D1**  
short cam

### OPTIONAL CAM



**720-3-SC1**  
switch cam



**OLYMPUS**  
**LOCK**

Tel: 206.362.3290 | 800.525.0954  
Fax 206.362.3569 | www.olympuslock.com



The following warning is applicable to all parts listed on this page:  
**WARNING:** This product can expose you to chemicals including chromium, which is known to the State of California to cause cancer and birth defects or other reproductive harm. for more information go to [www.P65Warnings.ca.gov](http://www.P65Warnings.ca.gov).

# Interchangeable Core

Best Compatible (Small Format)

## ► 721DR Deadbolt Lock


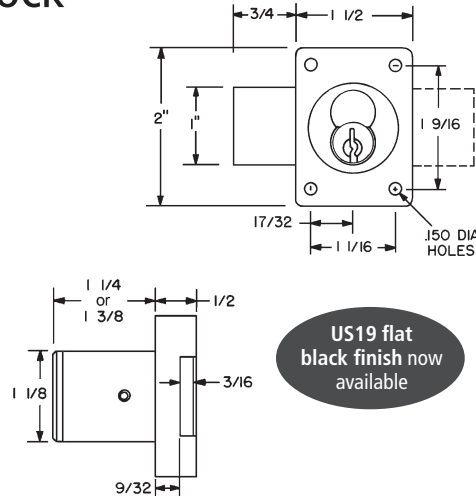


For BEST style interchangeable core cylinders

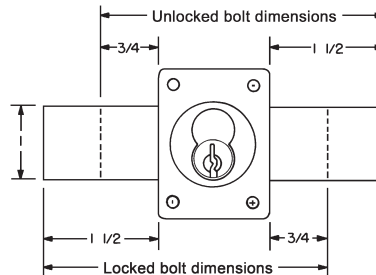


ANSI/BHMA  
A156.11 Grade 1  
E07121

Woodwork Institute  
(WI) acknowledged  
product



Long bolt option for door configuration



Show in right-hand function. Reverse dimensions for left-hand function.

### KEY REMOVABLE LOCKED OR UNLOCKED POSITION

Item	Function	Finish	Cyl. Length	Description
721DR	Door	26D, US26, US3, 10B, US19	1-1/4"	Lock body - For small format IC
721DR-SP1	Door	26D, US26, US3, 10B	1-1/4"	Lock body - For Sargent XC or Marks high security cores. Includes short pin prong driver 721DR-11-SP1
721DR-138	Door	26D	1-3/8"	Lock body - For small format IC
Long bolt	Specify <b>LB</b> for long bolt installed in lock. Extends the overall bolt length by 1-1/2".			

### KEY RETAINING (KEY REMOVABLE LOCKED POSITION ONLY)

Item	Function	Finish	Cyl. Length	Description
721DR-KR	Door-KR	26D, US26, US3, 10B	1-1/4"	Lock body - For small format IC
721DR-KR138	Door-KR	26D	1-3/8"	
Key-retaining: Cycle to "locked" position before inserting core.				

## SPECIFICATIONS

**Retrofits:** Best 3L

**Reversible:** Field reversible between door and drawer functions

**ANSI/BHMA:** Passed ANSI/BHMA A156.11 Grade 1 performance requirements. Equivalent to E07121 (721DR) / E07041 (721DW)

**Standard function:** Key removable in locked and unlocked position.

**Key-retaining function:** Key removable in locked position only. Specify **-KR** for key-retaining.

**US Patent Nos:** 4,899,563; 4,920,774

**Barrel diameter:** 1-1/8"

**Cylinder length:** 1-1/4" or 1-3/8"

**Body:** Zinc die cast

**Finish:** US26, 26D, US3, US10B or US19

**Packaged:** Packed 10 per box

## KEYING INFORMATION

**Cores:** Not included

**Accepts:** Best, Arrow, Falcon, KSP, Schlage SFIC or equivalent small format interchangeable cores

**Compatible electronic cylinders:** Medeco Nexgen XT or VINDEX CyberLock SFIC cylinders

## INCLUDED ACCESSORIES

**For 1-1/4" barrel length locks:**

725-1 spacer to fit 6 or 7 pin cores

725-PA plastic thumbturn

10-350 (qty 3) 1/8" plastic spacers

10-054 1/4" plastic bar strike

10-057 .65" plastic bar strike

**For 1-3/8" barrel length locks:**

725-1 spacer to fit 6 or 7 pin cores

725-PA plastic thumbturn

10-054 1/4" plastic bar strike

## OPTIONAL ACCESSORIES

See the accessories section of this catalog for a complete list.

**Spacers:** 10-350 (1/8" thick), 10-348 (1/4" thick), 10-349 (1/2" thick)

**Strikes:** 10-052, 10-055, 10-056, 10-058, 12-2, 12-4

**Trim ring:** TR78

**Through-bolt hardware:** ETS1 trim plate, ETS1-PL trim pull and ETST1 template

**SFIC cores:** 206/207 Series (page 64)

**Long bolt only:** 721-1-LB



The following warning is applicable to all parts listed on this page:  
**WARNING:** This product can expose you to chemicals including chromium, which is known to the State of California to cause cancer and birth defects or other reproductive harm. for more information go to [www.P65Warnings.ca.gov](http://www.P65Warnings.ca.gov).

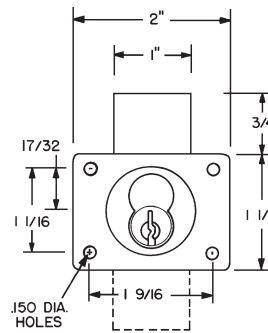
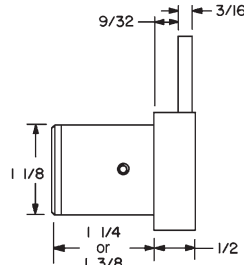


## ► 721DW Drawer Lock

  
For BEST style  
interchangeable  
core cylinders


ANSI/BHMA  
A156.11 Grade 1  
E07121

Woodwork Institute  
(WI) acknowledged  
product

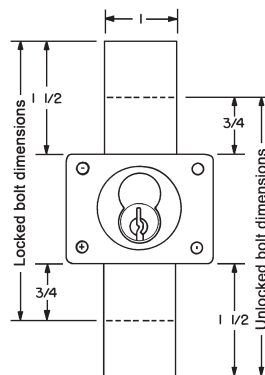


US19 flat  
black finish now  
available

721DW-LB



Long bolt option for  
drawer configuration



Shown in vertical  
function. Reverse  
dimensions for inverted  
function.

### KEY REMOVABLE LOCKED OR UNLOCKED POSITION

Item	Function	Finish	Cyl. Length	Description
721DW	Drawer	26D, US26, US3, 10B, US19	1-1/4"	Lock body - For small format IC
721DW-SP1	Drawer	26D, US26, US3, 10B	1-1/4"	Lock body - For Sargent XC or Marks high security cores. Includes short pin prong driver 721DW-11-SP1
721DW-138	Drawer	26D	1-3/8"	Lock body - For small format IC
Long bolt	Specify <b>LB</b> for long bolt installed in lock. Extends the overall bolt length by 1-1/2".			

### KEY RETAINING (KEY REMOVABLE LOCKED POSITION ONLY)

Item	Function	Finish	Cyl. Length	Description
721DW-KR	Drawer-KR	26D, US26, US3, 10B	1-1/4"	Lock body - For small format IC
721DW-KR138	Drawer-KR	26D	1-3/8"	

**Key-retaining:** Cycle to "locked" position before inserting core.

## SPECIFICATIONS

**Retrofits:** Best 3L

**Reversible:** Field reversible between door and drawer functions

**ANSI/BHMA:** Passed ANSI/BHMA A156.11 Grade 1 performance requirements. Equivalent to E07121 (721DR) / E07041 (721DW)

**Standard function:** Key removable in locked and unlocked position.

**Key-retaining function:** Key removable in locked position only. Specify **-KR** for key-retaining.

**US Patent Nos:** 4,899,563; 4,920,774

**Barrel diameter:** 1-1/8"

**Cylinder length:** 1-1/4" or 1-3/8"

**Body:** Zinc die cast

**Finish:** US26, 26D, US3, US10B or US19

**Packaged:** Packed 10 per box

## KEYING INFORMATION

**Cores:** Not included

**Accepts:** Best, Arrow, Falcon, KSP, Schlage SFIC or equivalent small format interchangeable cores

**Compatible electronic cylinders:** Medeco Nexgen XT or VIDEX CyberLock SFIC cylinders

## INCLUDED ACCESSORIES

**For 1-1/4" barrel length locks:**

- 725-1 spacer to fit 6 or 7 pin cores
- 725-PA plastic thumbturn
- 10-350 (qty 3) 1/8" plastic spacers
- 10-054 1/4" plastic bar strike
- 10-057 .65" plastic bar strike

**For 1-3/8" barrel length locks:**

- 725-1 spacer to fit 6 or 7 pin cores
- 725-PA plastic thumbturn
- 10-054 1/4" plastic bar strike

## OPTIONAL ACCESSORIES

See the accessories section of this catalog for a complete list.

**Spacers:** 10-350 (1/8" thick), 10-348 (1/4" thick), 10-349 (1/2" thick)

**Strikes:** 10-052, 10-055, 10-056, 10-058, 12-2, 12-4

**Trim ring:** TR78

**Through-bolt hardware:** ETS1 trim plate, ETS1-PL trim pull and ETST1 template

**SFIC cores:** 206/207 Series (page 64)

**Long bolt only:** 721-1-LB



**OLYMPUS  
LOCK**  
INC.

Tel: 206.362.3290 | 800.525.0954  
Fax 206.362.3569 | www.olympuslock.com

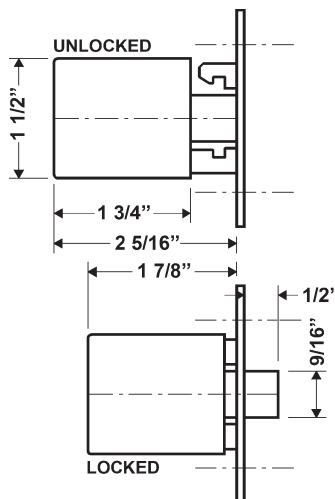
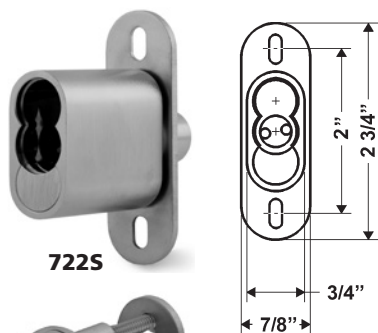


The following warning is applicable to all parts listed on this page:  
**WARNING:** This product can expose you to chemicals including chromium, which is known to the State of California to cause cancer and birth defects or other reproductive harm. for more information go to www.P65Warnings.ca.gov.

# Interchangeable Core

Best Compatible (Small Format)

## ► 722S Plunger Lock



### SPECIFICATIONS

Retrofits: Best 2S, 2S-TBM

Standard function: Key removable in locked and unlocked position.

Key-retaining function: Key removable in locked position only. Specify **-KR** for key-retaining.

TBM function: Specify TBM for "through-bolt mounting"

Body: Solid brass

Barrel length: 1-3/4"

Bolt throw: 1/2"

Max. door thickness: 1-7/8"

Min. door thickness (TBM): 5/8"

Finish: 26D

Packaged: Packed 10 per box

### KEYING INFORMATION

Cores: Not included

Accepts: Best, Arrow, Falcon, KSP, Schlage SFIC or equivalent small format interchangeable cores

Compatible electronic cylinders: Medeco Nexgen XT or VIDX CyberLock SFIC cylinders

### INCLUDED ACCESSORIES

725-1 spacer to fit 6 or 7 pin cores

Matching strike

725-PA plastic thumbturn

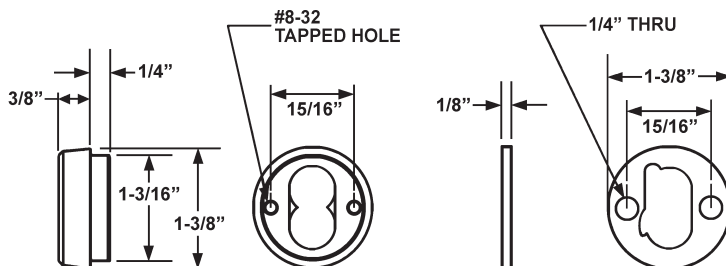
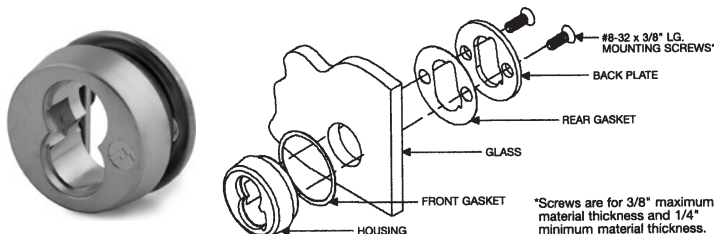
TBM locks include through-bolt plates and screws

### OPTIONAL ACCESSORIES

SFIC cores: 206/207 Series (page 64)

Item	Function	Finish	Description
722S	Standard	26D	Lock body - For small format IC
722S-KR	Key-retaining	26D	
722S-TBM	Standard	26D	Lock body - For small format IC (includes through-bolt mounting hardware)
722S-TBM-KR	Key-retaining	26D	

## ► 723S Sliding Door Cylinder Housing



### FOR BYPASSING SLIDING GLASS DOORS

Item	Finish	Size	Type	Description
723S	26D, US26	Adjustable	Sliding door cylinder housing	Lock body - For small format IC
<b>Note:</b> Requires use of 207S series SFIC core				

### SPECIFICATIONS

Retrofits: Best 4S

Function: For use on bypassing sliding doors. Core acts as stop for interior sliding door.

Material: Zinc die cast

Finish: 26D or US26

### INCLUDED ACCESSORIES

Screws: Includes 3 sizes of screws (7/16", 3/4" and 1") to adapt lock for use on varying material thicknesses

### KEYING INFORMATION

Core: Not included, requires special core

Accepts: Best (6C or 6CP), Arrow, Falcon, KSP, Schlage SFIC or equivalent small format interchangeable cores

### OPTIONAL ACCESSORIES

SFIC cores: 207S Series (page 64)

207S Series SFIC cores



The Olympus 723S requires use of 207S series SFIC cores (page 60)



The following warning is applicable to all parts listed on this page:  
**WARNING:** This product can expose you to chemicals including chromium, which is known to the State of California to cause cancer and birth defects or other reproductive harm. for more information go to [www.P65Warnings.ca.gov](http://www.P65Warnings.ca.gov).



# Interchangeable Core

Best Compatible (Small Format)

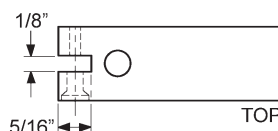
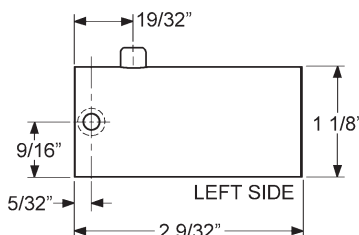
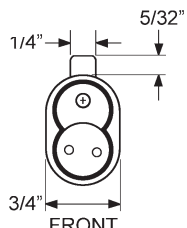
## ► 724VR Medical Cart File Cabinet Lock



For BEST style  
interchangeable  
core cylinders



Includes red "caution"  
flag when unlocked.



Item	Finish	Description
724VR	26D	Lock body - For small format IC Vertical slot / round bolt

**Note:** Includes red "caution" flag when unlocked.

### SPECIFICATIONS

Retrofits: Best 2P73

**Use:** Commonly used as locking device on medical carts (see also our B7 cam lock which is also commonly used on medical carts)

**Open indicator:** Includes red "caution" flag when unlocked.

**Mounting slot:** Vertical

**Bolt type:** Round spring bolt

**Material:** Zinc die cast

**Finish:** 26D

**Packaged:** Packed 10 per box

### KEYING INFORMATION

**Cores:** Not included

**Accepts:** Best, Arrow, Falcon, KSP, Schlage SFIC or equivalent small format interchangeable cores

**Compatible electronic cylinders:** Medeco Nexgen XT or VIDEX CyberLock SFIC cylinders

### INCLUDED ACCESSORIES

725-1 spacer to fit 6 or 7 pin cores

725-PA plastic thumbturn


### OPTIONAL ACCESSORIES

SFIC cores: 206/207 Series (page 64)

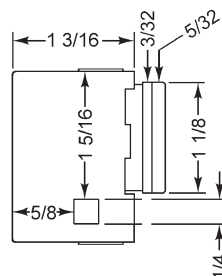
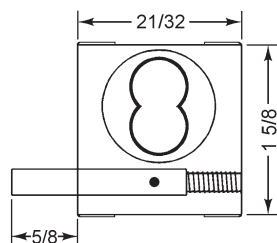
## ► 728MBL Mailbox Lock



For BEST style  
interchangeable  
core cylinders



Includes 3/32" adapter ring  
for use on thinner gauge  
metal mailbox doors



Item	Finish	Size	Description
728MBL	26D	Adjustable	Lock body - For small format IC

### SPECIFICATIONS

Retrofits: Best 8L

**Handing:** RH standard

**Installation:** Fits most common metal mailbox door designs

**Material:** Zinc die cast cylinder housing, steel body  
**Size:** Adjustable. Includes 3/32" adapter ring for use on thinner gauge metal mailbox doors.

**Finish:** 26D

**Packaged:** Packed 10 per box

### KEYING INFORMATION

**Cores:** Not included

**Accepts:** Best, Arrow, Falcon, KSP, Schlage SFIC or equivalent small format interchangeable cores

**Compatible electronic cylinders:** Medeco Nexgen XT or VIDEX CyberLock SFIC cylinders

### OPTIONAL ACCESSORIES

SFIC cores: 206/207 Series (page 64)



**OLYMPUS  
LOCK**

Tel: 206.362.3290 | 800.525.0954  
Fax 206.362.3569 | www.olympuslock.com



The following warning is applicable to all parts listed on this page:  
**WARNING:** This product can expose you to chemicals including chromium, which is known to the State of California to cause cancer and birth defects or other reproductive harm. for more information go to [www.P65Warnings.ca.gov](http://www.P65Warnings.ca.gov).



# Interchangeable Core

Best Compatible (Small Format)

## ► 725RD Rim Deadbolt



For BEST style interchangeable core cylinders

### Surface Mounted



**725RD**  
725RD-DW-VH



725RD-DR-LH



725RD-DW-IH



725RD-DR-RH

### SPECIFICATIONS

**Retrofits:** Best 5L7RD

**Mounting:** Rim (surface)

**ANSI/BHMA:** Passed ANSI/BHMA A156.11 Grade 1 performance requirements

**Material:** Zinc die cast cylinder housing, steel back plate and steel case

**Cylinder length:** 1-1/16" or 1-3/8"

**Barrel diameter:** 1-1/8"

**Key-retaining:** Available for DW-VH applications

**Finish:** US26, 26D, US3, US4 or 10B (1-3/8" barrel length locks available in 26D finish only)

**Packaged:** Packed 10 per box

### KEYING INFORMATION:

**Cores:** Not included.

**Accepts:** Best, Arrow, Falcon, KSP, Schlage SFIC or equivalent small format interchangeable cores

**Compatible electronic cylinders:** Medeco Nexgen XT or VIDEX CyberLock SFIC cylinders

### INCLUDED ACCESSORIES

725-1 spacer to fit 6 or 7 pin cores

725-SP-RD solid rectangular strike

725-PA plastic thumbturn

### OPTIONAL ACCESSORIES

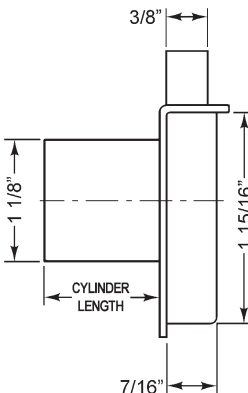
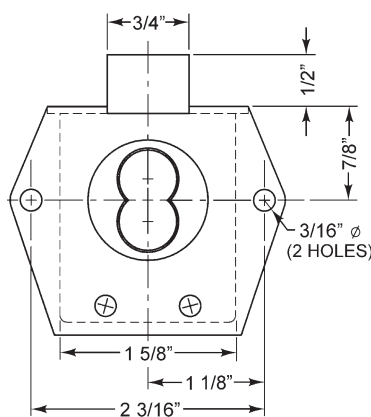
See the accessories section of this catalog for a complete list.

**Spacers:** WP725 (1/8" thick), WP726 (1/4" thick)

**Strikes:** 725-SP Series

**SFIC cores:** 206/207 Series (page 64)

Item	Function	Finish	Cyl. Length	Description
725RD-DR-RH	RH Door	26D, US26, US3, US4, 10B	1-1/16"	Lock body - For small format IC
725RD3DR-RH	RH Door	26D	1-3/8"	
725RD-DR-LH	LH Door	26D, US26, US3, US4, 10B	1-1/16"	
725RD3DR-LH	LH Door	26D	1-3/8"	
725RD-DW-VH	VH Drawer	26D, US26, US3, US4, 10B	1-1/16"	
725RD3DWWH	VH Drawer	26D	1-3/8"	
725RD-DW-IH	IH Drawer	26D, US26, US3, US4, 10B	1-1/16"	
725RD3DW-IH	IH Drawer	26D	1-3/8"	
Below locks are with "key-retaining" function (key removable in locked position only)				
725RD-DWKVH	VH Drawer	26D, US26, US3, US4, 10B	1-1/16"	Lock body - For small format IC
725RD3DWKVH	VH Drawer	26D	1-3/8"	



### 725RD

(Rim Deadbolt) Standard configuration.  
Dimensions are the same for all handings.

The following warning is applicable to all parts listed on this page:

**WARNING:** This product can expose you to chemicals including chromium, which is known to the State of California to cause cancer and birth defects or other reproductive harm. for more information go to [www.P65Warnings.ca.gov](http://www.P65Warnings.ca.gov).



# Interchangeable Core

Best Compatible (Small Format)

## ► 725RL Rim Latch



For BEST style interchangeable core cylinders


### Surface Mounted




**725RL**  
725RL-DW-VH



725RL-DR-LH



725RL-DW-IH



725RL-DR-RH

### SPECIFICATIONS

**Retrofits:** Best 5L7RL

**Mounting:** Rim (surface)

**ANSI/BHMA:** Passed ANSI/BHMA A156.11 Grade 1 performance requirements

**Material:** Zinc die cast cylinder housing, steel back plate and steel case

**Cylinder length:** 1-1/16" or 1-3/8"

**Barrel diameter:** 1-1/8"

**Latch projection:** 1/4"

**Reverse latch:** Available for DW-VH or DW-IH functions - use reverse latch for in-swinging door applications.

**Finish:** US26, 26D, US3, US4 or 10B (1-3/8" barrel length locks available in 26D finish only)

**Packaged:** Packed 10 per box

### KEYING INFORMATION

**Cores:** Not included.

**Accepts:** Best, Arrow, Falcon, KSP, Schlage SFIC or equivalent small format interchangeable cores

**Compatible electronic cylinders:** Medeco Nexgen XT or VIDEX CyberLock SFIC cylinders

### INCLUDED ACCESSORIES

725-1 spacer to fit 6 or 7 pin cores

725-SP-RL solid lipped strike

725-PA plastic thumbturn

### OPTIONAL ACCESSORIES

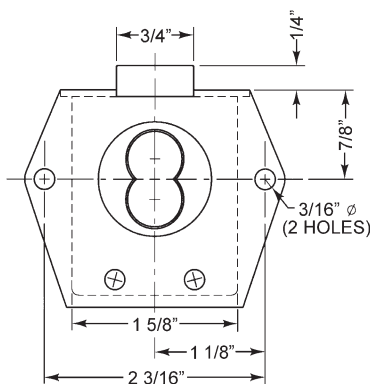
See the accessories section of this catalog for a complete list.

**Spacers:** WP725 (1/8" thick), WP726 (1/4" thick)

**Strikes:** 725-SP Series

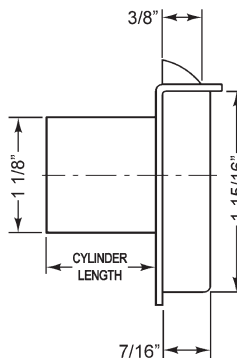
**SFIC cores:** 206/207 Series (page 64)

Item	Function	Finish	Cyl. Length	Description
725RL-DR-RH	RH Door	26D, US26, US3, US4, 10B	1-1/16"	Lock body - For small format IC
725RL3DR-RH	RH Door	26D	1-3/8"	
725RL-DR-LH	LH Door	26D, US26, US3, US4, 10B	1-1/16"	
725RL3DR-LH	LH Door	26D	1-3/8"	
725RL-DW-VH	VH Drawer	26D, US26, US3, US4, 10B	1-1/16"	
725RL3DWVH	VH Drawer	26D	1-3/8"	
725RL-DW-IH	IH Drawer	26D, US26, US3, US4, 10B	1-1/16"	
725RL3DW-IH	IH Drawer	26D	1-3/8"	
Below locks are with Reverse Latch for "in-swinging" doors				
725RL-DWRVH	VH Drawer	26D, US26, US3, US4, 10B	1-1/16"	Lock body - For small format IC
725RL3DWRVH	VH Drawer	26D	1-3/8"	
725RL-DWRIH	IH Drawer	26D, US26, US3, US4, 10B	1-1/16"	
725RL3DWRIH	IH Drawer	26D	1-3/8"	



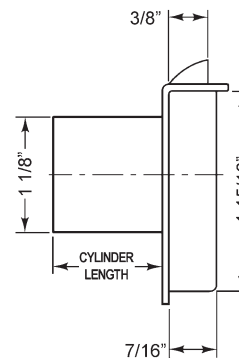
#### 725RL

Dimensions are the same for all handings.



#### 725RL

(Rim Latch)  
Standard configuration



#### 725RL-DWR

(Rim Latch with Reverse Latch Option)  
For "in-swinging" doors



**OLYMPUS**  
**LOCK** INC

Tel: 206.362.3290 | 800.525.0954  
Fax 206.362.3569 | www.olympuslock.com



The following warning is applicable to all parts listed on this page:  
**WARNING:** This product can expose you to chemicals including chromium, which is known to the State of California to cause cancer and birth defects or other reproductive harm. for more information go to [www.P65Warnings.ca.gov](http://www.P65Warnings.ca.gov).

## ► 725MD Mortise Deadbolt



For BEST style interchangeable core cylinders

### Mortise Mounted



**725MD**  
725MD-DW-VH



725MD-DR-LH



725MD-DW-IH



725MD-DR-RH

### SPECIFICATIONS

**Retrofits:** Best 5L7MD

**Mounting:** Mortise

**ANSI/BHMA:** Passed ANSI/BHMA A156.11 Grade 1 performance requirements

**Material:** Zinc die cast cylinder housing, steel back plate and steel case

**Cylinder length:** 1-1/16" or 1-3/8"

**Barrel diameter:** 1-1/8"

**Key-retaining:** Available for DW-VH applications

**Finish:** US26, 26D, US3, US4 or 10B (1-3/8" barrel length locks available in 26D finish only)

**Packaged:** Packed 10 per box

### KEYING INFORMATION

**Cores:** Not included

**Accepts:** Best, Arrow, Falcon, KSP, Schlage SFIC or equivalent small format interchangeable cores

**Compatible electronic cylinders:** Medeco Nexgen XT or VIDX CyberLock SFIC cylinders

### INCLUDED ACCESSORIES

725-1 spacer to fit 6 or 7 pin cores

725-SP-MD slotted rectangular strike

725-PA plastic thumbturn

### OPTIONAL ACCESSORIES

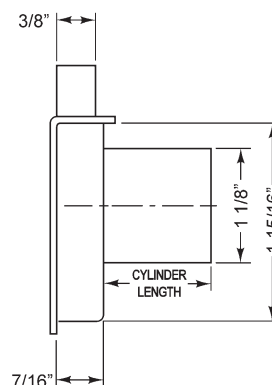
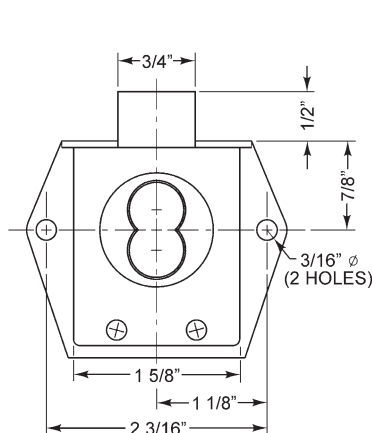
See the accessories section of this catalog for a complete list.

**Spacers:** WP725 (1/8" thick), WP726 (1/4" thick)

**Strikes:** 725-SP Series

**SFIC cores:** 206/207 Series (page 64)

Item	Function	Finish	Cyl. Length	Description
725MD-DR-RH	RH Door	26D, US26, US3, US4, 10B	1-1/16"	Lock body - For small format IC
725MD3DR-RH	RH Door	26D	1-3/8"	
725MD-DR-LH	LH Door	26D, US26, US3, US4, 10B	1-1/16"	
725MD3DR-LH	LH Door	26D	1-3/8"	
725MD-DW-VH	VH Drawer	26D, US26, US3, US4, 10B	1-1/16"	
725MD3DW-VH	VH Drawer	26D	1-3/8"	
725MD-DW-IH	IH Drawer	26D, US26, US3, US4, 10B	1-1/16"	
725MD3DW-IH	IH Drawer	26D	1-3/8"	
Below locks are "key-retaining" (key removable in locked position only)				
725MD-DWKVH	VH Drawer	26D, US26, US3, US4, 10B	1-1/16"	Lock body - For small format IC
725MD3DWKVH	VH Drawer	26D	1-3/8"	



### 725MD

(Mortise Deadbolt) Standard configuration.  
Dimensions are the same for all handings.



The following warning is applicable to all parts listed on this page:  
**WARNING:** This product can expose you to chemicals including chromium, which is known to the State of California to cause cancer and birth defects or other reproductive harm. for more information go to [www.P65Warnings.ca.gov](http://www.P65Warnings.ca.gov).



## ► 725ML Mortise Latch



For BEST style interchangeable core cylinders

### Mortise Mounted



**725ML**  
725ML-DW-VH



725ML-DR-LH



725ML-DW-IH



725ML-DR-RH

### SPECIFICATIONS

**Retrofits:** Best 5L7ML

**Mounting:** Mortise

**ANSI/BHMA:** Passed ANSI/BHMA A156.11 Grade 1 performance requirements

**Material:** Zinc die cast cylinder housing, steel back plate and steel case

**Cylinder length:** 1-1/16" or 1-3/8"

**Barrel diameter:** 1-1/8"

**Reverse latch:** Available for DW-VH or DW-IH functions (use reverse latch for in-swinging door applications)

**Finish:** US26, 26D, US3, US4 or 10B (1-3/8" barrel length locks available in 26D finish only)

**Packaged:** Packed 10 per box

### KEYING INFORMATION

**Cores:** Not included.

**Accepts:** Best, Arrow, Falcon, KSP, Schlage SFIC or equivalent small format interchangeable cores

**Compatible electronic cylinders:** Medeco Nexgen XT or VIDEX CyberLock SFIC cylinders

### INCLUDED ACCESSORIES

725-1 spacer to fit 6 or 7 pin cores

725-SP-ML slotted lipped strike

725-PA plastic thumbturn

### OPTIONAL ACCESSORIES

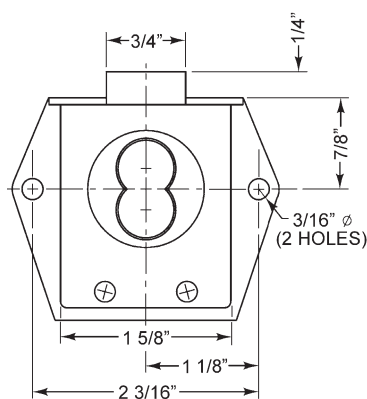
See the accessories section of this catalog for a complete list.

**Spacers:** WP725 (1/8" thick), WP726 (1/4" thick)

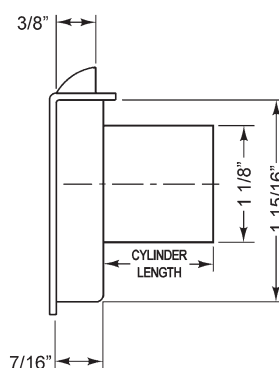
**Strikes:** 725-SP Series

**SFIC cores:** 206/207 Series (page 64)

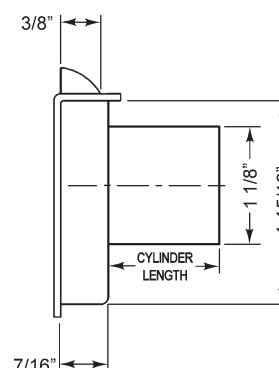
Item	Function	Finish	Cyl. Length	Description
725ML-DR-RH	RH Door	26D, US26, US3, US4, 10B	1-1/16"	Lock body - For small format IC
725ML3DR-RH	RH Door	26D	1-3/8"	
725ML-DR-LH	LH Door	26D, US26, US3, US4, 10B	1-1/16"	
725ML3DR-LH	LH Door	26D	1-3/8"	
725ML-DW-VH	VH Drawer	26D, US26, US3, US4, 10B	1-1/16"	
725ML3DW-VH	VH Drawer	26D	1-3/8"	
725ML-DW-IH	IH Drawer	26D, US26, US3, US4, 10B	1-1/16"	
725ML3DW-IH	IH Drawer	26D	1-3/8"	
Below locks are with Reverse Latch for "in-swinging" doors				
725ML-DWRVH	VH Drawer	26D, US26, US3, US4, 10B	1-1/16"	Lock body - For small format IC
725ML3DWRVH	VH Drawer	26D	1-3/8"	
725ML-DWRIH	IH Drawer	26D, US26, US3, US4, 10B	1-1/16"	
725ML3DWRIH	IH Drawer	26D	1-3/8"	



**725ML**  
Dimensions are the same for all handings.



**725ML**  
Mortise Latch  
Standard configuration



**725ML-DWR**  
Mortise Latch with "Reverse Latch"  
option for "in-swinging" doors



**OLYMPUS  
LOCK**  
INC.

Tel: 206.362.3290 | 800.525.0954  
Fax 206.362.3569 | www.olympuslock.com



The following warning is applicable to all parts listed on this page:  
**WARNING:** This product can expose you to chemicals including chromium, which is known to the State of California to cause cancer and birth defects or other reproductive harm. for more information go to [www.P65Warnings.ca.gov](http://www.P65Warnings.ca.gov).

## ► 729R Showcase/Ratchet Lock



For BEST style interchangeable core cylinders

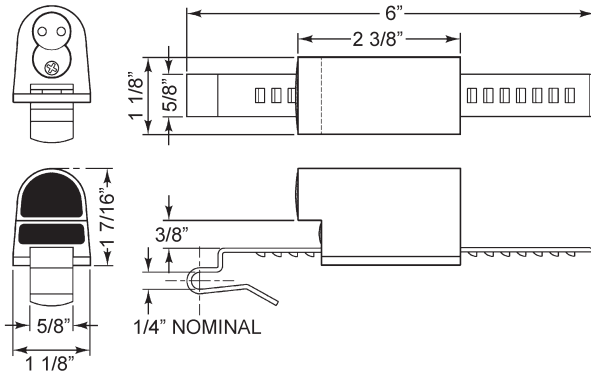


Woodwork Institute (WI) acknowledged product

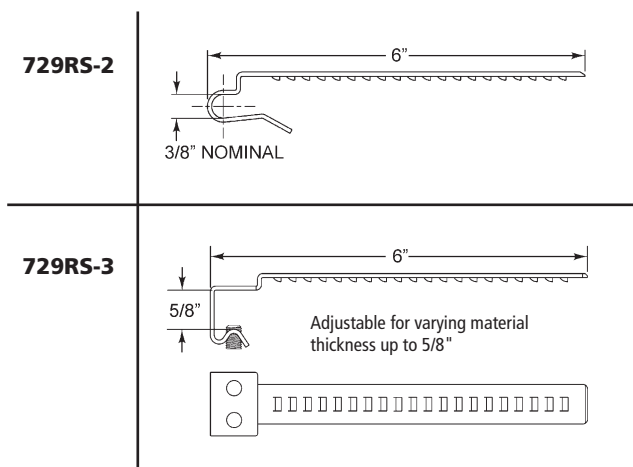
### FOR BYPASSING SLIDING DOORS

Item	Finish	Mat. Thickness	Description
729R	26D	Up to 1/4"	Lock body - For small format IC
Optional straps:	729RS-2 fits up to 3/8" material thickness 729RS-3 fits up to 5/8" material thickness (adjustable)		

\*Standard and optional straps with nylon coating available August 2019



### OPTIONAL STRAPS



## SPECIFICATIONS

Retrofits: Best 35

ANSI/BHMA: Complies with clause 6.3 (8.2~8.4) of ANSI/BHMA A156.11 ANSI standards

Use: Sliding glass or wood doors

Body: Zinc die cast

Strap: Steel

Finish: 26D

Packaged: Packed 10 per box

## KEYING INFORMATION

Cores: Not included.

Accepts: Best, Arrow, Falcon, KSP, Schlage SFIC or equivalent small format interchangeable cores

Compatible electronic cylinders: Medeco Nexgen XT or VIDEX CyberLock SFIC cylinders

## INCLUDED ACCESSORIES

729RS-1 strap for 3/16" to 1/4" material thickness

725-1 spacer to fit 6 or 7 pin cores

725-PA plastic thumbturn

## OPTIONAL ACCESSORIES

Alternate straps: 729RS-2 strap for 3/8" material thickness, or 729RS-3 strap for up to 5/8" material thickness

SFIC cores: 206/207 Series (Page 64)

The following warning is applicable to all parts listed on this page:

**WARNING:** This product can expose you to chemicals including chromium, which is known to the State of California to cause cancer and birth defects or other reproductive harm. for more information go to [www.P65Warnings.ca.gov](http://www.P65Warnings.ca.gov).





# Interchangeable Core

Best Compatible (Small Format)

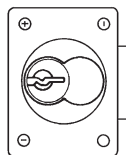
## ► L72V Latch Lock



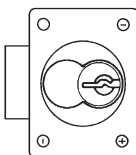
For BEST style interchangeable core cylinders



For door applications, place lock on side.

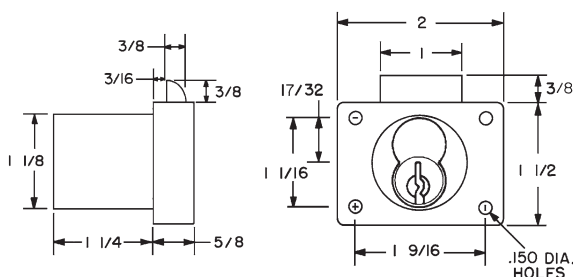


Left-Hand Door



Right-Hand Door

Item	Handing	Finish	Cyl. length	Keying
L72V	VH Drawer	26D, US3	1-1/4"	Lock body - For small format IC
L72V-SP1	VH Drawer	26D, US3	1-1/4"	Lock body - For Sargent XC or Marks high security cores with side pins. Includes short pin prong driver no. L72V-PD-SP1.



## SPECIFICATIONS

**Function:** Spring latch  
**Body:** Zinc die cast  
**Barrel diameter:** 1-1/8"  
**Cylinder length:** 1-1/4"  
**Latch projection:** 3/8"  
**Finish:** 26D or US3  
**Packaged:** Packed 10 per box

## KEYING INFORMATION

**Cores:** Not included  
**Accepts:** Best, Arrow, Falcon, KSP, Schlage SFIC or equivalent small format interchangeable cores  
**Compatible electronic cylinders:** Medeco Nexgen XT or VIDEX CyberLock SFIC cylinders

## INCLUDED ACCESSORIES

10-350 spacers (qty 3)  
 L78ST-1-SS matching lip strike  
 725-1 spacer to fit 6 or 7 pin cores  
 725-PA plastic thumbturn

## OPTIONAL ACCESSORIES

See the accessories section of this catalog for a complete list.

**Prong drivers:** Shortened prong driver for use with Sargent XC or Marks high security cores with side pins. Specify L72V-PD-SP1 (for prong driver only).

**Spacers:** 10-350 (1/8" thick), 10-348 (1/4" thick), 10-349 (1/2" thick)

**Trim ring:** TR78

**Through-bolt hardware:** ETS1 trim plate, ETS1-PL trim pull and ETST1 template

**SFIC cores:** 206/207 Series (page 64)

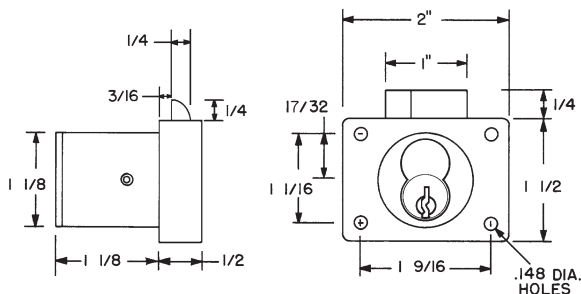
## ► 950 Deadlatching Lock



For BEST style interchangeable core cylinders



Item	Handing	Finish	Cyl. length	Description
950IC	VH Drawer	26D	1-1/8"	Lock body - For small format IC



## SPECIFICATIONS

**Function:** Deadlocking latch  
**U.S. Patent No:** 4,899,563; 4,922,774; 5,657,652  
**Body:** Zinc die cast  
**Cylinder length:** 1-1/8"  
**Barrel diameter:** 1-1/8"  
**Latch projection:** 1/4"  
**Finish:** 26D  
**Packaged:** Packed 10 per box

## KEYING INFORMATION

**Cores:** Not included.  
**Accepts:** Best, Arrow, Falcon, KSP, Schlage SFIC or equivalent small format interchangeable cores  
**Compatible electronic cylinders:** Medeco Nexgen XT or VIDEX CyberLock SFIC cylinders

## INCLUDED ACCESSORIES

10-350 spacers (qty 2)  
 725-1 spacer to fit 6 or 7 pin cores  
 850-210 matching strike  
 725-PA plastic thumbturn

## OPTIONAL ACCESSORIES

See the accessories section for a complete list.

**Spacers:** 10-350 (1/8" thick), 10-348 (1/4" thick), 10-349 (1/2" thick)

**Trim ring:** TR78

**Through-bolt hardware:** ETS1 trim plate, ETS1-PL trim pull and ETST1 template

**SFIC cores:** 206/207 Series (page 64)



**OLYMPUS  
LOCK INC.**

Tel: 206.362.3290 | 800.525.0954  
 Fax 206.362.3569 | www.olympuslock.com




The following warning is applicable to all parts listed on this page:  
**WARNING:** This product can expose you to chemicals including chromium, which is known to the State of California to cause cancer and birth defects or other reproductive harm. for more information go to www.P65Warnings.ca.gov.

## ► B7 Cam Lock



BEST Keyway  
(non-SFIC)



Woodwork Institute  
(WI) acknowledged  
product

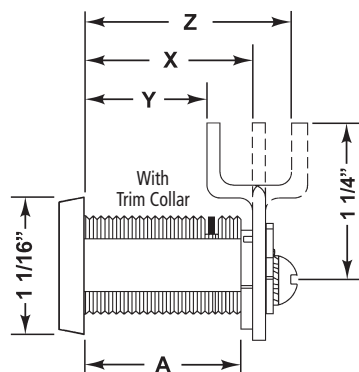
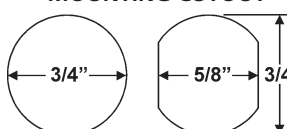
### AVAILABLE KEYWAYS

A	B	E	F	G
J	K	L	R	

Item	Keyway	Finish	Cyl. Length*	Keying
B7	See chart	26D	1-3/16"	O-Bit or Custom Keyed

\*Cyl. Length: As measured with straight cam.

### MOUNTING CUTOUT



With Trim Collar	
For Mat. Thickness	7/8"
Straight Cam (X)	1-3/16"
Inbent Cam (Y)	7/8"
Outbent Cam (Z)	1-1/2"
Cylinder Length (A)	1-1/8"

### INCLUDED PARTS

<p><b>DCNP-500-ARP</b> anti-rotation plate</p>	<p><b>DCNP-100-SC</b> straight cam</p>	<p><b>DCNP-100-BC</b> offset reversible cam</p>
--	--	---

## SPECIFICATIONS

**Rekeyable:** Patented cylinder retainer clip

**US Patent Nos:** 5,038,589; 5,737,950

**Retrofits:** Best 5E

**Usage:** Commonly used as locking device on medical carts (see also our 724VR medical cart/file cabinet lock for use on medical carts)

**Body:** Zinc die cast

**Cylinder:** Zinc die cast pin tumbler, drilled for 7 pins

**Standard function:** Key removable in locked or unlocked position.

**Key retaining function:** Alternate key-retaining shifters (page 63) are available separately for key removable in locked position only.

**Cams:** 2 reversible cams work in all positions

**Finish:** 26D

**Packaged:** Packed 10 per box

## KEYING INFORMATION

**Keyways:** A,B,E,F,G,J,K,L,R

**Keys:** Includes 2 keys per lock

**Stock keying:** O-Bit

**Keying:** Custom and/or masterkeying available. Specify at time of order.

**Rekeying:** Use special pin spring p/n S-SPRING.

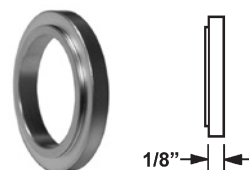
## INCLUDED ACCESSORIES

Trim collar and parts in chart below.

## OPTIONAL ACCESSORIES

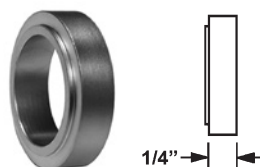
See pages 78-79 for a complete list of optional cam sizes and other accessories for use with B7 Series cam locks.

### TRB7 SPACER COLLARS AVAILABLE SEPARATELY



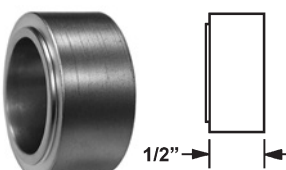
**TRB7-18-26D**

Spacer collar, 1/8"



**TRB7-14-26D**

Spacer collar, 1/4"



**TRB7-12-26D**

Spacer collar, 1/2"

The following warning is applicable to all parts listed on this page:



**WARNING:** This product can expose you to chemicals including chromium, which is known to the State of California to cause cancer and birth defects or other reproductive harm. for more information go to [www.P65Warnings.ca.gov](http://www.P65Warnings.ca.gov).



## ► SK Series Sample, Service & Parts Kits



**TOP LAYER**  
Parts and accessories

**BOTTOM LAYER**  
Cabinet lock products

### SPECIFICATIONS

Kits contain a sampling of our best selling Olympus cabinet locks and accessories.

#### SK-002

**General Product Line Kit:** This kit contains our best selling Olympus cabinet locks and accessories. The kit comes with its own plastic, 2 level case with each product carefully marked and separated by dividers.

See list of contents: [olympuslock.com/Pages/Products.html?productList=displaysAndKits](http://olympuslock.com/Pages/Products.html?productList=displaysAndKits)

#### SK-003

**SFIC Product Line Kit:** This kit contains a sampling of our small format interchangeable core cabinet locks and accessories. The kit comes with its own plastic, 2 level case with each product carefully marked and separated by dividers.

See list of contents: [olympuslock.com/Pages/Products.html?productList=displaysAndKits](http://olympuslock.com/Pages/Products.html?productList=displaysAndKits)

#### SK-004

**Parts & Accessories Kit:** Contains a sampling of our most popular parts and accessories. The kit comes in its own plastic, 2 level case with parts marked and separated by dividers. Provides additional room for extra locks and accessories.

See list of contents: [olympuslock.com/Pages/Products.html?productList=displaysAndKits](http://olympuslock.com/Pages/Products.html?productList=displaysAndKits)

#### SK-005

**N Series Locks:** Contains a sampling of our N Series (National Keyway) cabinet locks and accessories. The kit comes in its own plastic, 2 level case with each product carefully marked and separated by dividers.

See list of contents: [olympuslock.com/Pages/Products.html?productList=displaysAndKits](http://olympuslock.com/Pages/Products.html?productList=displaysAndKits)

#### SK-006

**Schlage C Keyway Locks:** Contains a sampling of our Schlage C Keyway cabinet locks accessories. The kit comes in its own plastic, 2 level case with each product carefully marked and separated by dividers.

See list of contents: [olympuslock.com/Pages/Products.html?productList=displaysAndKits](http://olympuslock.com/Pages/Products.html?productList=displaysAndKits)



**OLYMPUS  
LOCK**  
INC.

Tel: 206.362.3290 | 800.525.0954  
Fax 206.362.3569 | [www.olympuslock.com](http://www.olympuslock.com)



The following warning is applicable to all parts listed on this page:  
**WARNING:** This product can expose you to chemicals including chromium, which is known to the State of California to cause cancer and birth defects or other reproductive harm. for more information go to [www.P65Warnings.ca.gov](http://www.P65Warnings.ca.gov).

# Brass Padlocks

## BP (Mountain) Series & CRB Series

### ► BP Series Mountain Brand Padlocks




Long Shackle

Regular Shackle



#### BP SERIES KEYBLANKS

Item	Fits Padlock	Packaged
KB220	BP075	50/box
KB225	BP100	50/box
KB235	BP125	50/box
KB240	BP150/BP175	50/box
KB250	BP200	50/box



#### MOUNTAIN BRAND - BLISTER PACKED PADLOCKS

Item	Width	Keying	Shackle	Box Qty.	Box Weight	Case Qty.
BP075	3/4" — 20mm	KD, KA 30	Regular	10	1.1 lbs.	200
BP100	1" — 25mm	KD, KA 40,45	Regular	10	1.1 lbs.	200
BP125	1-1/4" — 30mm	KD, KA 51	Regular	10	2.1 lbs.	100
BP125LS	1-1/4" — 30mm	KD, KA 51,59	Long	10	3.1 lbs.	50
BP150	1-1/2" — 40mm	KD, KA 60,61,65	Regular	10	3.9 lbs.	100
BP150LS	1-1/2" — 40mm	KD, KA 60,65	Long	10	4.7 lbs.	50
BP175	1-3/4" — 45mm	KD, KA 70,75	Regular	5	2.9 lbs.	75
BP200	2" — 50mm	KD, KA 80	Regular	5	3.1 lbs.	75

### SPECIFICATIONS

Body: Solid brass body

Cylinder: Pin tumbler

Shackle: Hardened steel

Internal parts: Brass

Locking: Heel and toe

Keying: Keyed different or keyed alike

Special note on our keyed different padlocks:

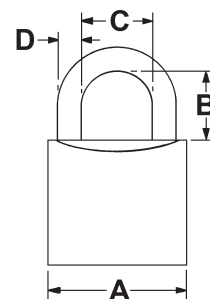
Keyed different codes are not guaranteed against interchange.

Use: All weather, indoor/outdoor

Keys: Includes 3 keys per lock

Packaged: Blister packed

Sales unit: Sold in full box quantities only.



#### PADLOCK DIMENSIONS

Item	A	B	C	D
BP075	3/4"	3/8"	3/8"	1/8"
BP100	1"	1/2"	1/2"	5/32"
BP125	1-1/4"	5/8"	5/8"	7/32"
BP125-LS	1-1/4"	2-1/8"	5/8"	7/32"
BP150	1-1/2"	7/8"	7/8"	1/4"
BP150-LS	1-1/2"	2-1/2"	7/8"	1/4"
BP175	1-3/4"	1"	1"	9/32"
BP200	2"	1-1/8"	1"	11/32"

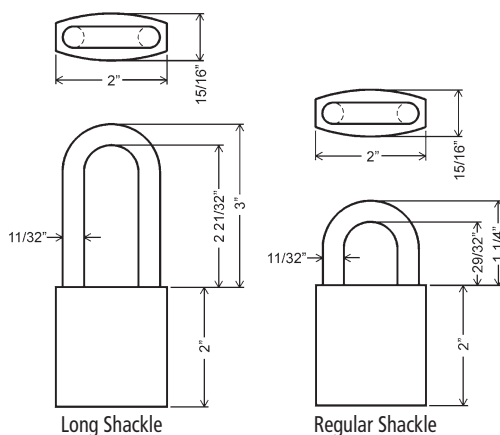
Note: All fractional measurements are approximate.

### ► CRB200 For Corbin/Russwin IC Cores



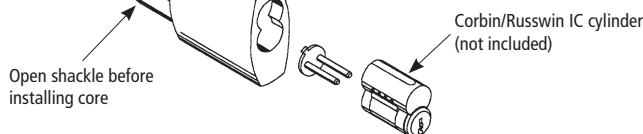
Long Shackle

Regular Shackle



Long Shackle

Regular Shackle



Open shackle before installing core

Corbin/Russwin IC cylinder (not included)

Item	Shackle	Keyway
CRB200-IC6	Regular	Accepts Corbin/Russwin 6-pin IC Cylinders
CRB200-IC6-LS	Long	Accepts Corbin/Russwin 6-pin IC Cylinders

### SPECIFICATIONS

Body: Extruded brass

Locking: Ball bearing heel and toe

Body width: 2"

Body height: 2"

Shackle: Stainless steel

Finish: BHMA 606 Satin Brass (US4)

#### CYLINDER INFORMATION

Cores: Not included

Accepts: Corbin/Russwin 6-pin interchangeable core cylinders

Standard function: Key removable in locked or unlocked position

#### REGULAR SHACKLE

Shackle opening: 7/8"

Packed: Each

Weight each: 0.68 lbs.

#### LONG SHACKLE

Shackle opening: 2-5/8"

Packed: Each

Weight each: 0.78 lbs.

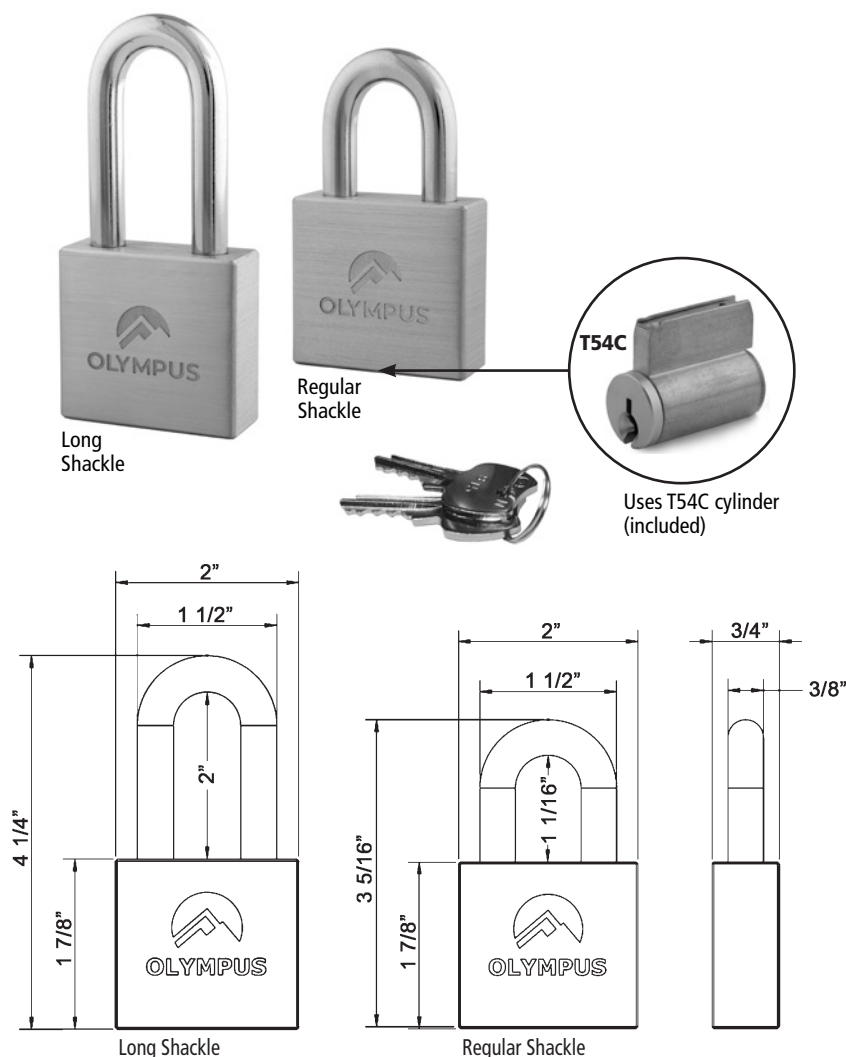
The following warning is applicable to all parts listed on this page:



**WARNING:** This product can expose you to chemicals including chromium, which is known to the State of California to cause cancer and birth defects or other reproductive harm. for more information go to [www.P65Warnings.ca.gov](http://www.P65Warnings.ca.gov).



### ► N Series National Keyway Padlocks



#### SPECIFICATIONS

**Body:** Extruded brass  
**Locking:** Ball bearing heel and toe  
**Body width:** 2"  
**Body height:** 1 7/8"  
**Shackle:** Hardened molybdenum steel  
**Finish:** BHMA 606 Satin Brass (US4)  
**Cylinder:** Includes Olympus cylinder #T54C (see page 18 for details)

#### KEYING INFORMATION

**Keyway:** National D4291(4-pin) or D4292 (5-pin) keyway  
**Keys:** Includes 2 keys per lock  
**Stock KD/KA:** 4 pin standard  
**Stock KA#:** 101, 103, 107, 915  
**Stock KA#:** 51001 through 51004  
**Master keyed:** 5 pin standard  
**Pin Kit:** Use N1 Pin Kit for rekeying  
**Keyblanks:** 4-pin use KBN-4-NP (equivalent to NA14, 1069L), 5-pin use KBN-5-NP (equivalent to NA12, 1069LA). See page 62 for cut keys and keyblanks.

#### REGULAR SHACKLE

**Shackle opening:** 1 1/16"  
**Shackle diameter:** 3/8"  
**Packed:** Each  
**Weight each:** 0.85 lbs.

#### LONG SHACKLE

**Shackle opening:** 2"  
**Shackle diameter:** 3/8"  
**Packed:** Each  
**Weight each:** 0.90 lbs.

Item	Width	Shackle	Pinning	Keyway
PN50	2"	1-1/16" Opening Regular Shackle	4 Pin 5 Pin	KD, KA 101,103,107,915,51001,51002,51003,51004 Stock master keyed or non stock KD, KA
PN50-LS	2"	2" Opening Long Shackle	4 Pin 5 Pin	KD, KA 101,103,107,915,51001,51002,51003,51004 Stock master keyed or non stock KD, KA



**OLYMPUS  
LOCK**  
INC.

Tel: 206.362.3290 | 800.525.0954  
 Fax 206.362.3569 | [www.olympuslock.com](http://www.olympuslock.com)



The following warning is applicable to all parts listed on this page:  
**WARNING:** This product can expose you to chemicals including chromium, which is known to the State of California to cause cancer and birth defects or other reproductive harm. for more information go to [www.P65Warnings.ca.gov](http://www.P65Warnings.ca.gov).



### ► 206 | 207 SFIC Cylinders



BEST compatible interchangeable core cylinders

#### AVAILABLE KEYWAYS

A	B	C	D	E	F	G	H
J	K	L	M	Q	1C	1D	

#### 206/207 6 or 7 pin SFIC cores

Item No.	Finish	Description
206-(x*)-(y*) 206-(x*)-(y*)-CUST	26D, US4, 10B*	6 pin core, uncombined 6 pin core, KA, KD or MK
207-(x*)-(y*) 207-(x*)-(y*)-CUST	26D, US4, 10B*	7 pin core, uncombined 7 pin core, KA, KD or MK
*10B finish available on A keyway only		
KB-400K(x*) KB-400K(x*)-CUST		Keyblank for 6 or 7 SFIC pin core Cut key for 6 or 7 SFIC pin core


(x\*) = Keyway letter, (y\*) = Finish



#### 207S 7 Pin Cores (for use with 723S)

Item No.	Finish	Description
207S-(x*)-(y*) 207S-(x*)-(y*)-CUST	26D, US4	7 pin glass core, uncombined 7 pin glass core, KA, KD or MK
KB-400K(x*) KB-400K(x*)-CUST		Keyblank for 6 or 7 SFIC pin core Cut key for 6 or 7 SFIC pin core

(x\*) = Keyway letter, (y\*) = Finish

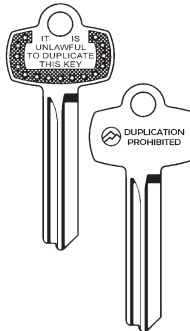


207S

For use with  
Olympus 723S

#### KEY BLANKS & CUT KEYS

Item No.	Type	Description
KB-400K(x*)	Blank	Keyblank for 6 or 7 pin core
KB-400K(x*)-CUST	Cut key	Cut key for 6 or 7 pin core
KB-400K(x*)-CK	Cut key	Cut control key for 6 or 7 pin core
KB-400K(x*)-MK	Cut key	Cut master key for 6 or 7 pin core
x* = Specify keyway (see below) A,B,C,D,E,F,G,H,I,J,K,L,M,Q,1C,1D		



#### SPECIFICATIONS

206 Series: 6 pin core

207 Series: 7 pin core

207S Series: 7 pin core for 723S

Cores: Equivalent to Best, Arrow, Falcon or similar small format interchangeable cores

Standard finish: 26D, US4 or 10B (10B finish available in A keyway only)

Painted cores: 207 (7 pin only) available in blue (BL), green (GR) or red (RD)

#### KEYING INFORMATION

Uncombined: Core only (does not include pins, springs or keys)

Keyed cores: Specify KA, KD or MK.

Keyed cores include 2 change keys per core. 2 additional cut keys (master keys and/or control keys) are shipped with each order and/or project. Additional keys are available separately.

#### Grand master keying:

Orders ship standard with 2 change keys per core. Includes numeric key code stamped on the change keys. 2 additional cut keys (master keys and/or control keys—specify at time of order) are included with each project. Provide key schedule and full scope of project at time of order and indicate required number of sub master keys for each group. Sub master keys are charged separately. Additional keys are available separately.

Stamping/Engraving: Custom stamping or engraving for cores and keys is available for an additional charge. See price list for details.

#### OTHER ACCESSORIES

Keys: For additional keys see bottom of this page or key information on page 66.

#### FOR USE WITH

L72, 720, 721, 722, 723, 724, 725, 728, 729 and 950 SFIC cabinet locks

### ► 207 SFIC Blue, Red & Green Cylinders

#### 207 — BLUE, RED GREEN

Item No.	Color	Description
207-A-BL	BLUE	7 pin, keyed "Blue" (A keyway)
207-A-GR	GREEN	7 pin, keyed "Green" (A keyway)
207-A-RD	RED	7 pin, keyed "Red" (A keyway)

#### KEY BLANKS & CUT KEYS

Item No.	Color	Description
KB-400KA-BL KB-400KA-BL-CK	BLUE	Cut change key (for BLUE core) Cut control key (for BLUE core)
KB-400KA-GR KB-400KA-GR-CK	GREEN	Cut change key (for GREEN core) Cut control key (for GREEN core)
KB-400KA-RD KB-400KA-RD-CK	RED	Cut change key (for RED core) Cut control key (for RED core)
KB-400KA	Key Blank	7 pin, A keyway key blank for Blue, Red and Green cores

The following warning is applicable to all parts listed on this page:  
**WARNING:** This product can expose you to chemicals including chromium, which is known to the State of California to cause cancer and birth defects or other reproductive harm. for more information go to [www.P65Warnings.ca.gov](http://www.P65Warnings.ca.gov).



## ► PA Series Plastic Thumbturns



### FOR INTERCHANGEABLE CORE LOCKS

Item	Description
725-PA	Ships standard with small format IC locks: L72V,720,721,722,724,725, 728,729,950 locks Ships standard with Corbin/Russwin IC locks: CR1125,CR25
7788-PA-D	Ships standard with Schlage FSIC locks: L92V,777,888,920,929
931-PA	Ships standard with Medeco/Yale IC locks: 931,ME93,YA93

### SPECIFICATIONS

**Description:** Black or gray plastic thumbturn

**Purpose:** Operate lock without core

**Material:** Plastic

## ► 78-201 Schlage C Keyway Cylinders



SCHLAGE  
style C keyway  
replacement  
cylinder

### SPECIFICATIONS

**Cylinder:** Solid brass, drilled for 6 pins

**Finish:** US26D or US4 finish

**Keyway:** Schlage C



**Keying:** Specify keying at time of order

**Use:** Works with Olympus less cylinder (for Schlage standard cylinder) cabinet locks

**Universal driver:** Position of the 10-360 universal driver in the back of the cylinder is dependent on the specific lock the cylinder will be used in. Please see ordering information below.

**Cylinder includes:** 2 operating keys and 10-360 universal driver, and 1 each 10-361 (1-1/8 ) and 10-362 (1-3/8) tailpiece/driver bar.

### CYLINDER ORDERING GUIDELINES

Item No.	Finish	Universal Driver 10-360 Position		For use with	Keying
78-201H26D-CUST 78-201HU54-CUST	26D US4	Horizontal		700LC 829R-LC 850S	KA, KD or MK
78-201V26D-CUST 78-201VU54-CUST	26D US4	Vertical		800LC 820LC	KA, KD or MK
78-201-26D-CUST 78-201-US4-CUST	26D US4	N/A	10-360 driver not required	L78	KA, KD or MK

### ORDERING INFORMATION

Orientation of universal driver (p/n 10-360) in back of cylinder is based on the Olympus item the cylinder will be used with. See the **For use with** section of the chart opposite for ordering information and cylinder part-numbers.

### OTHER ACCESSORIES

**Keys:** For additional keys, see page 66.



**OLYMPUS  
LOCK**<sup>®</sup>  
INC.

Tel: 206.362.3290 | 800.525.0954  
Fax 206.362.3569 | www.olympuslock.com



The following warning is applicable to all parts listed on this page:  
**WARNING:** This product can expose you to chemicals including chromium, which is known to the State of California to cause cancer and birth defects or other reproductive harm. for more information go to www.P65Warnings.ca.gov.

# Pin Tumbler Keys

## Keyblanks and Cut Keys

Custom stamping and/or engraving available —  
See price list for complete details.

### ► N Series Keys

#### KEY BLANKS

KBN-4-NP	National D4291 keyway - 4 pin key blank Equivalent to NA14, 1069L
KBN-5-NP	National D4292 keyway - 5 pin key blank Equivalent to NA12, 1069LA
KBN-5B	National D4291 keyway - 5 pin key blank (copper plated for 100M/200M MRI locks)



#### CUT KEYS

KB-101-NP	Cut key for KA #101
KB-103-NP	Cut key for KA #103
KB-107-NP	Cut key for KA #107
KB-915-NP	Cut key for KA #915
KBN-4-CUST	Custom cut 4-pin key
KBN-5-CUST	Custom cut 5-pin key
KBN-5B-CUST	Custom cut 5-pin key (copper plated for 100M/200M Series MRI locks)

#### MASTER KEYS

KB-GM1MK-NP	Cut master key for GM1 (4-pin) master key system
KB-GM2MK-NP	Cut master key for GM2 (5-pin) master key system
KB-GM3MK-NP	Cut master key for GM300 (5-pin) master key system
KB-GM2MK-5B	Cut master key for GM2 (5-pin) MRI master key system

### ► SFIC/B7 Keys

#### KEY BLANKS

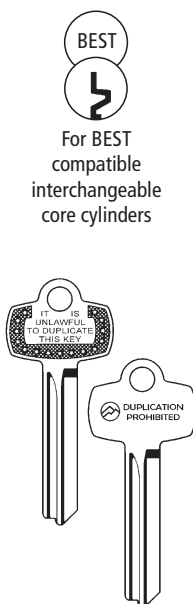
KB-400K(x*)	Keyblank for 6 or 7 pin core
x* = Specify keyway (see below) A,B,C,D,E,F,G,H,J,K,L,M,Q,1C,1D	

#### CUT KEYS

KB-400K(x*)-CK	Cut control key for 6 or 7 pin core
KB-400K(x*)-CUST	Cut key for 6 or 7 pin core
x* = Specify keyway (see below) A,B,C,D,E,F,G,H,J,K,L,M,Q,1C,1D	

#### AVAILABLE KEYWAYS

A	B	C	D	E	F	G	H
J	K	L	M	Q	1C	1D	



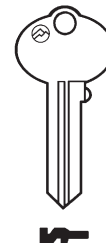
For BEST  
compatible  
interchangeable  
core cylinders

For Cascade Series, Combi-Cam, or BP Series Padlocks keys,  
see related product page in this catalog.

### ► R Series Keys

#### KEY BLANKS

KBR-5-NP	CCL R1 keyway - 5 pin key blank Equivalent to CO106, 1003A
KBR-5B	CCL R1 keyway - 5 pin key blank (copper plated for 500M/600M MRI locks)
KBR-6-NP	CCL R1 keyway - 6 pin key blank Equivalent to L1003A



#### CUT KEYS

KB-4T2-NP	Cut key for KA #4T21579
KB-4T3-NP	Cut key for KA #4T37526
KBR-5-CUST	Custom cut 5-pin key
KBR-5B-CUST	Custom cut 5-pin key (copper plated for 500M/600M MRI locks)
KBR-6-CUST	Custom cut 6-pin key

#### MASTER KEYS

KB-R1MK-NP	Cut master key for R1 (5-pin) master key system
KB-R1MK-5B	MRI (copper plated) cut master key for R1 (5-pin) master key system

### ► CR/GR Series Keys

For use with E5D / E5L enclosure locks.

GR Keyway  
keys coming  
Q3 2024

#### KEY BLANKS

KBCR-5-NP	CCL CR keyway - 5 pin key blank Equivalent to CCL no. S8690-CR (5-pin)
KBGR-5-NP	CCL GR keyway - 5 pin key blank Equivalent to CCL no. S8690-GR (5-pin)



#### CUT KEYS

KBCR-KA2-NP	CR keyway, cut key for KA #2
KBCR-5-CUST	CR keyway, custom cut 5-pin key
KBGR-401-NP	GR keyway, cut key for KA #401
KBGR-5-CUST	GR keyway, custom cut 5-pin key

### ► Schlage C Keys

#### KEY BLANKS

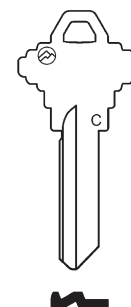
KBSC-6-NP	Schlage C keyway - 6 pin key blank
-----------	------------------------------------

#### CUT KEYS

KB-700-101	Cut key for KA#101
KB-700-102	Cut key for KA#102
KB-700-CUST	Custom cut key for Schlage C keyway

#### MASTER KEYS

KB-700MK	Cut master key for Schlage C (6-pin) master key system
----------	---



The following warning is applicable to all parts listed on this page:  
**WARNING:** This product can expose you to chemicals including chromium,  
which is known to the State of California to cause cancer and birth defects or  
other reproductive harm. for more information go to [www.P65Warnings.ca.gov](http://www.P65Warnings.ca.gov).





Made in USA



## ► N1 Kit For N Series Locks

Item	Description	Qty/pkg.
OC3730	Driver #1	100
OC3731	Driver #2	100
OC3732	Driver #3	100
OC3733	Driver #4	100
OC3740	Master driver #2	100
OC3741	Master driver #3	100
OC3742	Master driver #4	100
OC3743	Master driver #5	100
OC3744	Master driver #6	100
OC3745	Master driver #7	100
OC3746	Master driver #8	100
OC3747	Master driver #9	100

Additional pins available (100 pcs. per pkg.)  
Specify item number above when ordering  
replacement pins.

Item	Description	Qty/pkg.
OC3750	Tumbler #0	100
OC3751	Tumbler #1	100
OC3752	Tumbler #2	100
OC3753	Tumbler #3	100
OC3754	Tumbler #4	100
OC3755	Tumbler #5	100
OC3756	Tumbler #6	100
OC3757	Tumbler #7	100
OC3758	Tumbler #8	100
OC3759	Tumbler #9	100
OC3737	Tumbler springs	100
S100	Set screws	10
FL1	Plug follower	1 ea.

### SPECIFICATIONS

**Keyway:** N Series (National D4291/D4292 Keyway)  
**Pins:** Color coded, .101 diameter brass pins

### USE WITH

100, 200, 300, 329, 998, 999, FC10, L20V, N078,  
T37, T54C, DCN1,2,3,4

### EACH KIT INCLUDES

**100 each:** Drivers 1 through 4  
**100 each:** Master drivers 2 through 9  
**100 each:** Tumblers 0 through 9  
**100 each:** Tumbler springs  
**10 each:** Set screws  
**1 each:** Plug follower

## ► R1 Kit For R Series Locks

Item	Description	Qty/pkg.
X025	Master pin #2	100
X038	Master pin #3	100
X050	Master pin #4	100
X063	Master pin #5	100
X075	Master pin #6	100
X088	Master pin #7	100
X100	Master pin #8	100
X113	Master pin #9	100
W111	Bottom pin #0	100
W123	Bottom pin #1	100
W136	Bottom pin #2	100
W148	Bottom pin #3	100
W161	Bottom pin #4	100
W173	Bottom pin #5	100
W186	Bottom pin #6	100
W198	Bottom pin #7	100
W210	Bottom pin #8	100
W223	Bottom pin #9	100

Item	Description	Qty/pkg.
X155	Driver #0	100
X088	Driver #5	100
OC3737	Tumbler springs	100
S100	Set screws	10
FL1	Plug follower	1 ea.

Additional pins available (100 pcs. per pkg.)  
Specify item number above when ordering  
replacement pins.

### SPECIFICATIONS

**Keyway:** R Series (CCL R1 Keyway)  
**Pins:** Color coded, .095 diameter brass pins,  
Olympus B4R ball end bottom pins, type B4R &  
4R master pins

### USE WITH

500, 600, 400, 429, 996, 997, R078, DCR1,2,3,4

### EACH KIT INCLUDES

**100 each:** Master pins 2 through 9  
**100 each:** Bottom pins 0 through 9  
**100 each:** Drivers 0 and 5  
**100 each:** Tumbler springs  
**10 each:** Set screws  
**1 each:** Plug follower



**OLYMPUS  
LOCK** INC.

Tel: 206.362.3290 | 800.525.0954  
Fax 206.362.3569 | www.olympuslock.com




The following warning is applicable to all parts listed on this page:  
**WARNING:** This product can expose you to chemicals including chromium, which is known to the State of California to cause cancer and birth defects or other reproductive harm. for more information go to [www.P65Warnings.ca.gov](http://www.P65Warnings.ca.gov).


## ► FDB Series Display Boards

## SPECIFICATIONS

This valuable resource demonstrates the variety of pin-tumbler cabinet locks available from Olympus Lock. Each lock is mounted so it can be functionally tested. Boards are made of particle board with plastic laminate and are free-standing for countertop display (except FDB-005). Specific finishes or locks may be requested at time of order.



**FDB-001**



**FDB-005**



**FDB-006**



**FDB-002**



**FDB-004**



**FDB-003**

### FDB-001

#### PRODUCT LINE OVERVIEW

Includes a sampling of each product family: Large pin, small pin, interchangeable core, padlockable cam locks.

Includes the following locks: DCP500, 100DR, DCN2 w/DCNP pull, L78V, DCP, 725RL, 300SD, 700S, N078, 888, 729R w/729RS-3

### FDB-002

#### SMALL PIN LOCKS

Includes a sampling of our small pin N Series or R Series locks.

Includes the following locks: 100DR, 200DW w/ETS2, 998V, N078, 300SD, DCN1

### FDB-003

#### SCHLAGE FULL-SIZE IC + LARGE PIN LOCKS

Includes a sampling of our large pin and/or Schlage full-size interchangeable core locks.

Includes the following locks: 700S, L92V w/ETS1, 800S, 820SC w/TR203, 777, 920 w/TR203

### FDB-004

#### SMALL FORMAT IC LOCKS

Includes a sampling of our small format interchangeable core locks.

Includes the following locks: L72V, 721DW w/ETS1, 721DR, 720, 725RD, 722S

### FDB-005

#### SAMPLE STICK

This small board is easy to carry and includes our best selling items.

Includes the following locks: 720 w/TR203, 721DW w/ETS1, DCN1, 100DR, DCP500

### FDB-006


#### SAMPLE STICK

This small board is easy to carry and includes: DCN, 100DR w/ETS2 and DCP500

### FDB-010

#### CASCADE SERIES DISC TUMBLER

This small board is easy to carry and includes: 953, 954, 955, 960 and 961 disc tumbler cam locks. Includes standoffs for free standing counter display or hole for wall mounting.



**FDB-010**



The following warning is applicable to all parts listed on this page:  
**WARNING:** This product can expose you to chemicals including chromium, which is known to the State of California to cause cancer and birth defects or other reproductive harm. for more information go to [www.P65Warnings.ca.gov](http://www.P65Warnings.ca.gov).

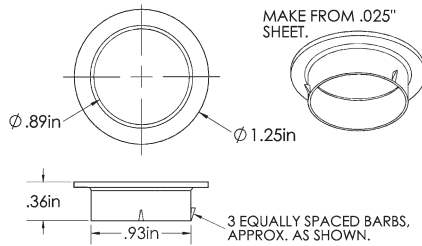




### ► TR1256 | TR78 Trim Rings



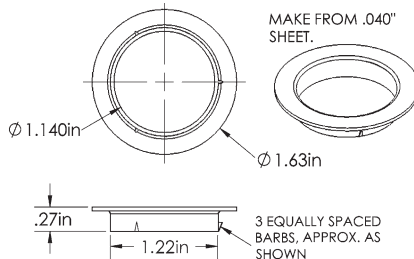
**TR1256**  
Fits 7/8" diameter cabinet locks



Use of **TR1256** requires 15/16" diameter hole.



**TR78**  
Fits 1-1/8" diameter cabinet locks



Use of **TR78** requires 1-3/16" diameter hole.

### SPECIFICATIONS

Trim rings cover chips or gouges in the laminate or wood hole that can be seen from the outside of the cabinet. They are used primarily to enhance the appearance of the overall lock installation.

#### TR1256

**Fits:** 7/8" diameter cabinet locks

**Drilled hole size:** 15/16"

**Material:** Brass

**Finish:** 26D, US4, 10B or US19

**Use with:** 100, 200, N078, 999, 998, 500, 600, R078, 997, 996, L20V

#### TR78

**Fits:** 1-1/8" diameter cabinet locks

**Drilled hole size:** 1-3/16"

**Material:** Brass

**Finish:** 26D, US3, 10B or US19

**Use with:** 700, 800, 850, 950, 721, 725, 754, 854, 777, 888, 931, L72, L78, L92

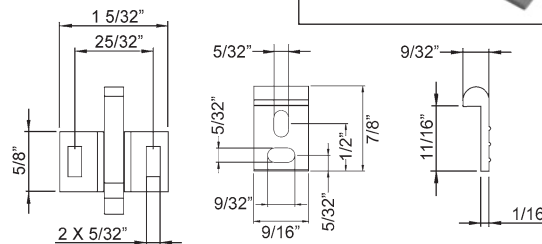
### ► 102 Series Oval Wire Pull



Pull can be used in door or drawer configuration.

Item No.	Finish	Description
102-015-96SC	26D	3 3/4" satin chrome pull
102-015-96	US3	3 3/4" polished brass pull
102-015-4SC	26D	4" satin chrome pull
102-015-4	US3	4" polished brass

### ► EC Series Elbow Catch



**NEW**  
Installation template

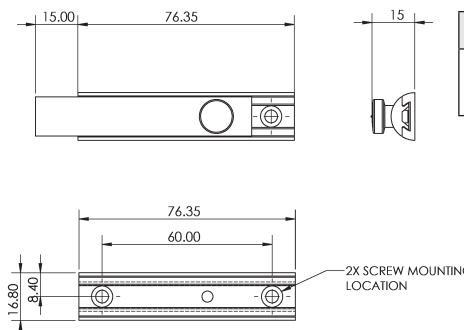
EC-TEM

Item No.	Finish	Description
EC-1	26D	Elbow catch and strike components bulk packed separately without mounting screws
EC-2	26D	Elbow catch and strike packaged individually with mounting screws
EC-TEM		Elbow catch installation template/jig

Meets ANSI/BHMA A156.9 B33023

Woodwork Institute (WI) acknowledged product

### ► SB-3 Slide Bolt



Item No.	Finish	Description
SB-3	US26	3" Slide Bolt (Distributor Pack), packaged individually with 4 screws



**OLYMPUS  
LOCK**  
INC.

Tel: 206.362.3290 | 800.525.0954  
Fax 206.362.3569 | [www.olympuslock.com](http://www.olympuslock.com)

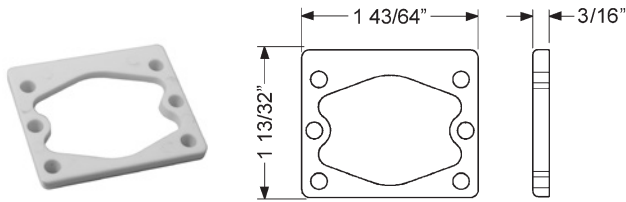


The following warning is applicable to all parts listed on this page:  
**WARNING:** This product can expose you to chemicals including chromium, which is known to the State of California to cause cancer and birth defects or other reproductive harm. for more information go to [www.P65Warnings.ca.gov](http://www.P65Warnings.ca.gov).

### ► Spacers For 7/8" diameter locks

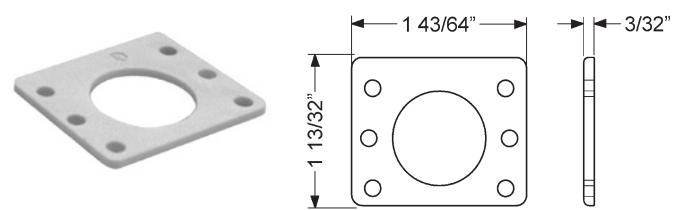
#### **WP20** 3/16" thickness

Use with 100, 200, 500, 600, L20V, N078, R078



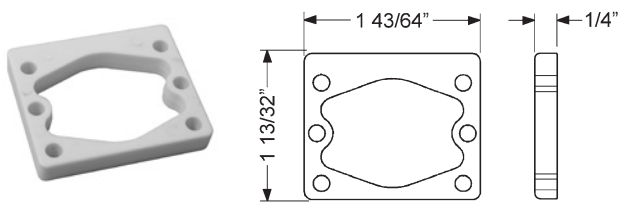
#### **WP21** 3/32" thickness

Use with 100, 200, 500, 600, L20V, N078, R078



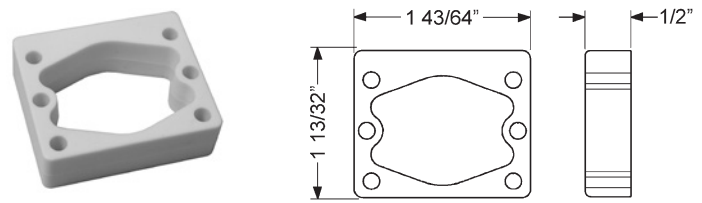
#### **WP22** 1/4" thickness

Use with 100, 200, 500, 600, L20V, N078, R078



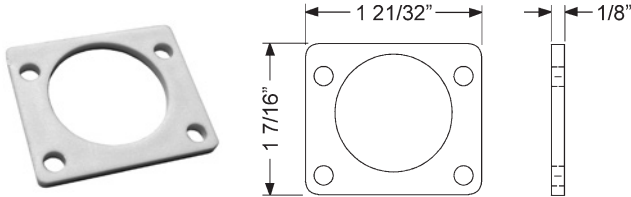
#### **WP23** 1/2" thickness

Use with 100, 200, 500, 600, L20V, N078, R078



#### **WP24** 1/8" thickness

Use with 996, 997, 998, 999



### ► CL-HIT-25 Cabinet Lock Drill Guide



#### **SPECIFICATIONS**

**Rubber lined jaws:** Protect cabinet doors and give greater holding power.

**Adjustable stop:** For repeat installations on the same cabinet door.

**Maximum thickness:** Works on doors up to 1-1/2" thick.

**Hole location:** Locate the cylinder hole up to 2-5/8" from the edge of the door.

**Five sizes of drill bushings for versatility:**

3/4", 7/8", 1", 1-1/8" and 1-1/4".

These bushings are designed to be used with clean cutting Forstner type drill bits and are not compatible with hole saws, paddle, or spade-type bits.

### ► CL-MP-118 Double D Metal Punch For 1-1/8" diameter cam locks



#### **SPECIFICATIONS**

**Hole type:** Punches a DOUBLE "D" hole in sheet metal cabinet drawers and doors.

**Metal type:** Use on metal cabinets or any type of sheet metal door made with 18 gauge (.048) or lighter steel.

**To use:** Drill a 3/4" hole centered where the cam lock is to be installed, slide the punch through the hole and tighten down the hex nut with a 11/16" wrench or socket set.

**Hole size:** Punches a DOUBLE "D" hole size approximately 7/8" wide by 1-1/8" high.

**For use with:** 1-1/8" diameter Olympus cabinet locks 720, 820, 920, CR25 ME93, SA54 and YA93.

The following warning is applicable to all parts listed on this page:



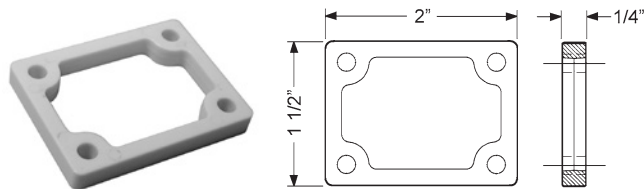
**WARNING:** This product can expose you to chemicals including chromium, which is known to the State of California to cause cancer and birth defects or other reproductive harm. for more information go to [www.P65Warnings.ca.gov](http://www.P65Warnings.ca.gov).



### ► Spacers For 1-1/8" diameter locks

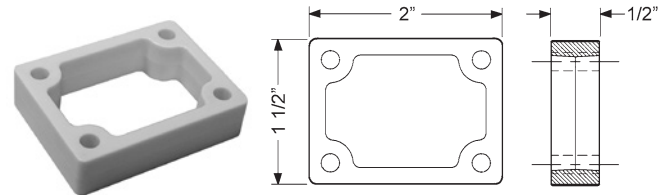
#### **10-348** 1/4" thickness

Use with: 700, 721, 754, 777, 800, 850, 854, 888, 931, 950, L92, L72



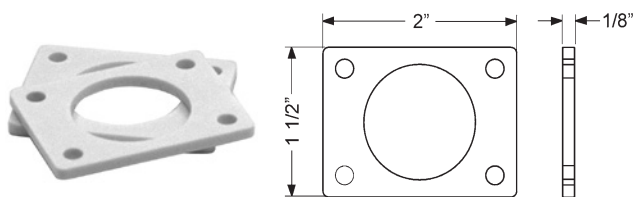
#### **10-349** 1/2" thickness

Use with: 700, 721, 754, 777, 800, 850, 854, 888, 931, 950, L92, L72



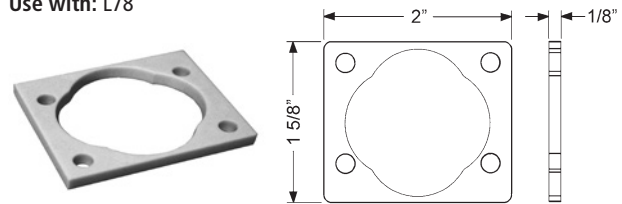
#### **10-350** 1/8" thickness

Use with: 700, 721, 754, 777, 800, 850, 854, 888, 931, 950, L92, L72



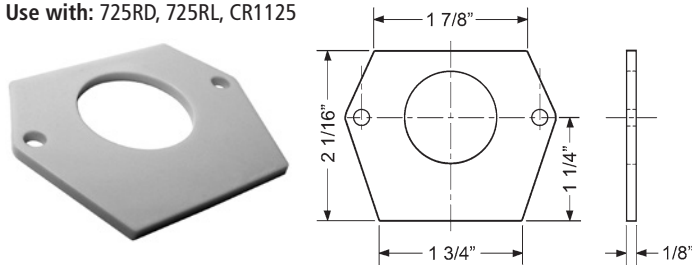
#### **10-351** 1/8" thickness

Use with: L78



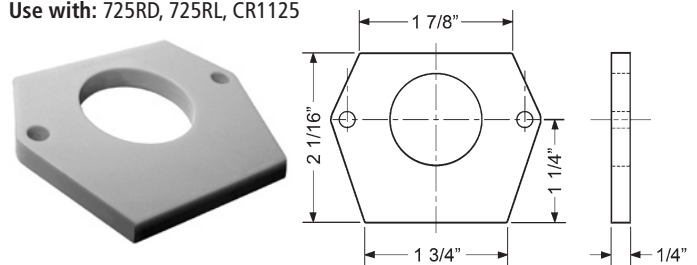
#### **WP725** 1/8" thickness

Use with: 725RD, 725RL, CR1125



#### **WP726** 1/4" thickness

Use with: 725RD, 725RL, CR1125



**OLYMPUS  
LOCK**  
INC.

Tel: 206.362.3290 | 800.525.0954  
Fax 206.362.3569 | [www.olympuslock.com](http://www.olympuslock.com)



The following warning is applicable to all parts listed on this page:  
**WARNING:** This product can expose you to chemicals including chromium, which is known to the State of California to cause cancer and birth defects or other reproductive harm. for more information go to [www.P65Warnings.ca.gov](http://www.P65Warnings.ca.gov).

### ► ETS Series Through-bolt mounting hardware

#### ETS SERIES (a)

##### Exterior through-bolt plate

**Attractive mounting:** External metal through-bolt plate *figure (a)* allows for flush mounting of the cabinet lock face with face of cabinet

**Increases security:** Reinforces the cabinet face by direct connection of lock mounting screws to through-bolt plate's binder posts

**Available finishes:** US3 and 26D

**Includes:** Mounting screws


#### ETST SERIES (b)

##### Spacer/template for through-bolt plate

**Mounting guide:** The spacer/template *figure (b)* allows for proper mounting hole placement of external through-bolt plate

**Spacer:** Can be used as a 1/8" shim spacer

**Available finishes:** US3 and 26D

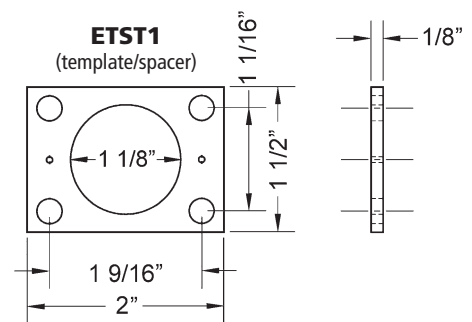
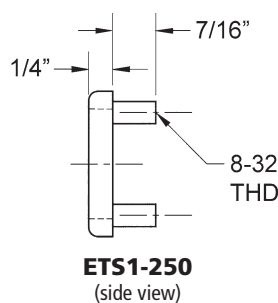
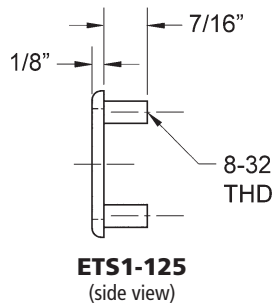
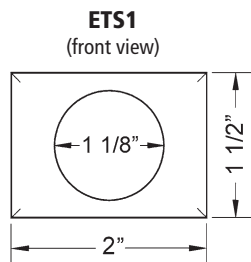


Through-bolt plates and spacer/templates increase security by providing through-bolt mounting of Olympus cabinet locks. U.S. Patent No. D490,686 S

### ► ETS1 | ETST1

For use with 700, 721, 754, 777, 800, 850, 854, 888, 931, 950, L72V, L92V

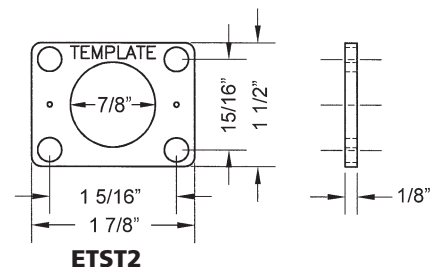
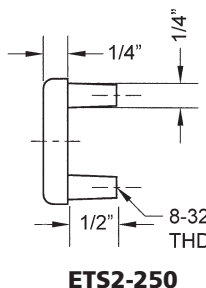
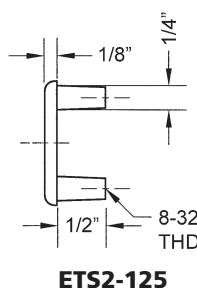
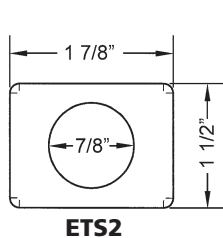

Item	Finish	Description
ETS1-125	26D, US3	1/8" thick through-bolt plate
ETS1-250	26D, US3	1/4" thick through-bolt plate
ETST1	26D, US3	Through-bolt plate spacer/template



### ► ETS2 | ETST2

For use with 100, 200, 500, 600, L20V

Item	Finish	Description
ETS2-125	26D, US3	1/8" thick through-bolt plate
ETS2-250	26D, US3	1/4" thick through-bolt plate
ETST2	26D, US3	1/8" spacer/template



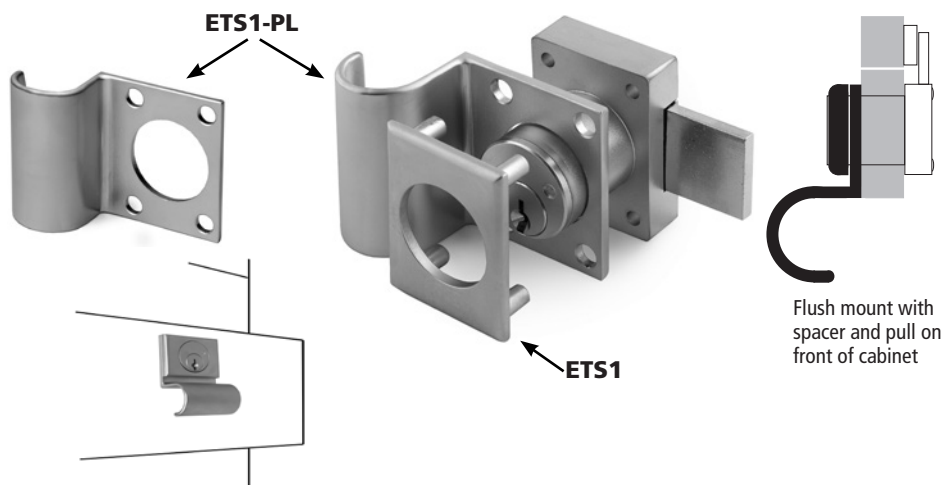
The following warning is applicable to all parts listed on this page:



**WARNING:** This product can expose you to chemicals including chromium, which is known to the State of California to cause cancer and birth defects or other reproductive harm. for more information go to [www.P65Warnings.ca.gov](http://www.P65Warnings.ca.gov).



### ► ETS1-PL Pull for 1-1/8" diameter locks



Item	Finish	Description	Use With
ETS1-PL	26D, US3	1/8" thick pull	700, 721, 754, 777, 800, 850, 854, 888, 931, 950, L92V, L72V
ETS1-125	26D, US3	1/8" thick through-bolt plate	
ETS1-250	26D, US3	1/4" thick through-bolt plate	

**Note:** ETS1-PL requires use of ETS1-125 or ETS2-250

#### SPECIFICATIONS

**Mounting:** The ETS1-PL cabinet pull fits between our ETS1 through-bolt plate and the face of the cabinet. If mounted "pull down" in drawer applications, the pull will protect the face of the cabinet from the wear and tear of hanging keys.

**Through-bolt security:** When combined with the ETS1 through-bolt plate, they provide through-bolt mounting of the cabinet lock and pull in a single unit.

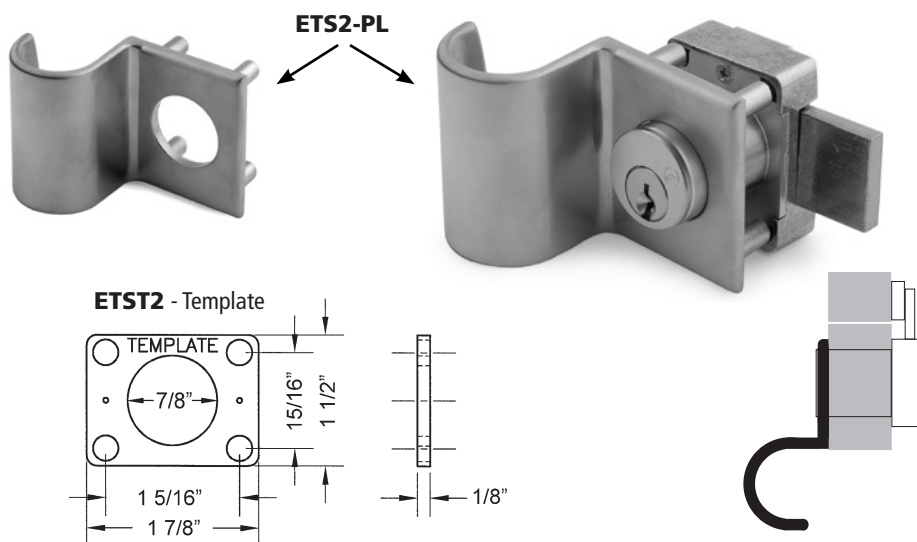
**Function:** Works for both door or drawer applications

**Compatible with:** Existing ETS1 hardware and screws

**Available finishes:** US3 and US26D

**Use with 1-1/8" barrel diameter locks:** 700, 721, 754, 777, 800, 850, 854, 888, 931, 950, L92V, L72V

### ► ETS2-PL Pull for 7/8" diameter locks



It is recommended that you use the ETST2 spacer/template for proper placement and drilling of mounting holes prior to installation.

Item	Finish	Description	Use With
ETS2-PL	26D, US3	1/8" thick pull	100, 200, 500, 600, L72V
ETST2	26D, US3	1/8" thick through-bolt plate	

#### SPECIFICATIONS

**Mounting:** The ETS2-PL cabinet pull is mounted on the face of the cabinet and provides through-bolt mounting of the cabinet lock and pull in a single unit. If mounted "pull down" in drawer applications, the pull will protect the face of the cabinet from the wear and tear of hanging keys.

**Function:** Works for both door or drawer applications. Does not require use of ETS2 through-bolt plate. Works with existing ETST2 through-bolt spacer/template.

**Available finishes:** US3 and US26D

**Use with 7/8" barrel diameter locks:** 100, 200, 500, 600, L20V



**OLYMPUS  
LOCK**

Tel: 206.362.3290 | 800.525.0954  
Fax 206.362.3569 | www.olympuslock.com

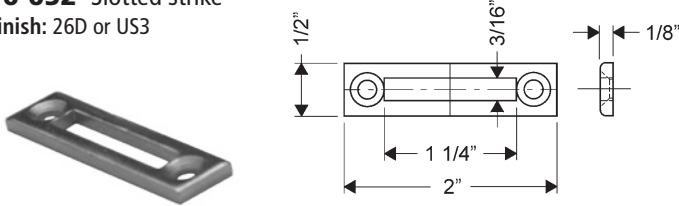


The following warning is applicable to all parts listed on this page:  
**WARNING:** This product can expose you to chemicals including chromium, which is known to the State of California to cause cancer and birth defects or other reproductive harm. for more information go to [www.P65Warnings.ca.gov](http://www.P65Warnings.ca.gov).

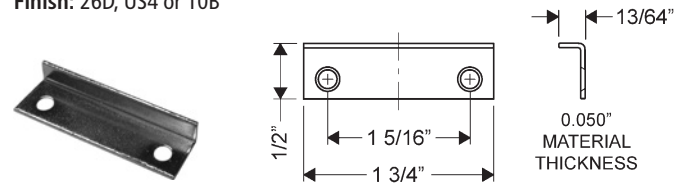


### ► Strikes

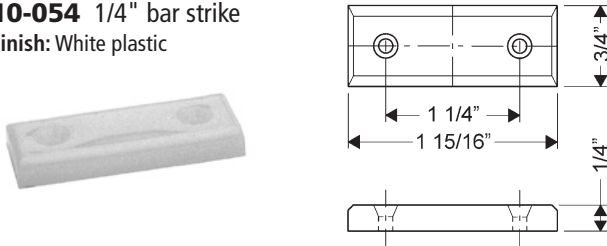
**10-052** Slotted strike  
Finish: 26D or US3



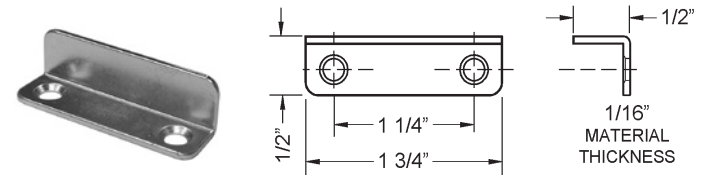
**12-1** Angle strike  
Finish: 26D, US4 or 10B



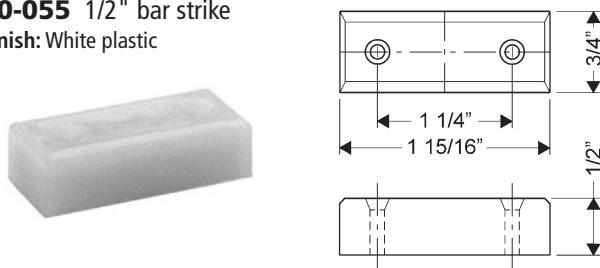
**10-054** 1/4" bar strike  
Finish: White plastic



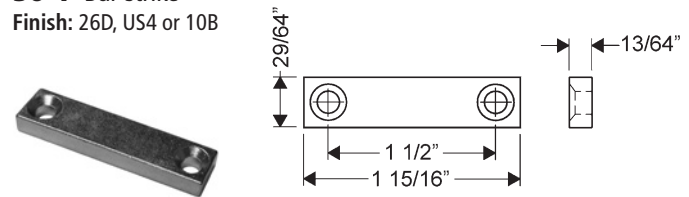
**12-3** Medium angle strike  
Finish: 26D or US4



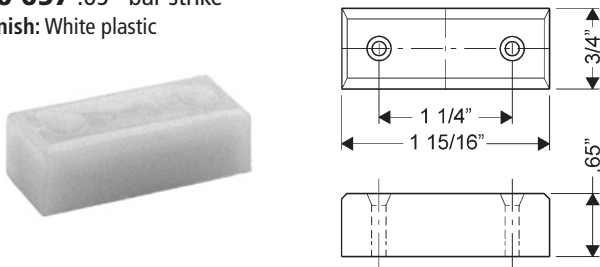
**10-055** 1/2" bar strike  
Finish: White plastic



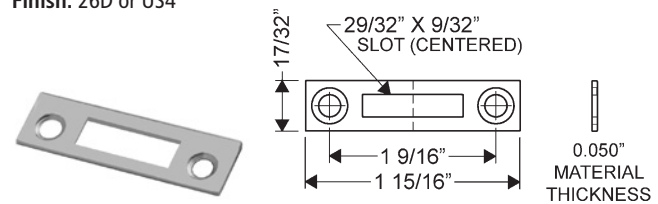
**56-1** Bar strike  
Finish: 26D, US4 or 10B



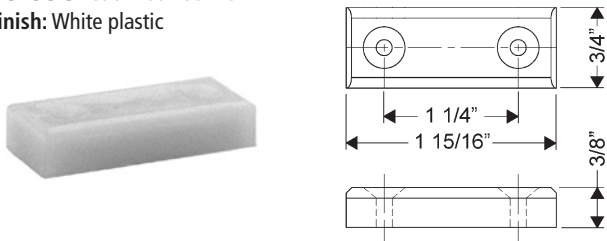
**10-057** .65" bar strike  
Finish: White plastic



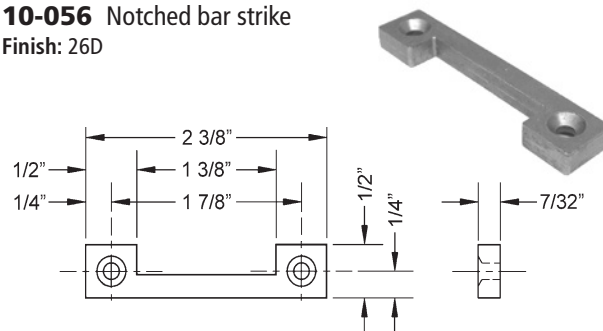
**07S** Slotted strike  
Finish: 26D or US4



**10-058** 3/8" bar strike  
Finish: White plastic



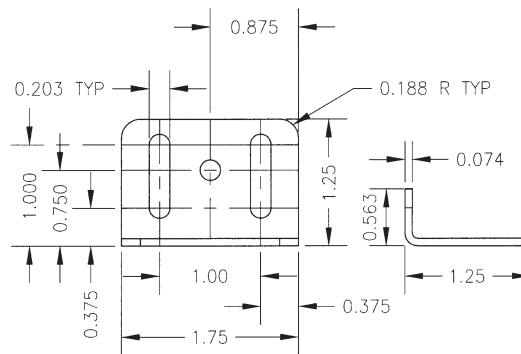
**10-056** Notched bar strike  
Finish: 26D



The following warning is applicable to all parts listed on this page:  
**WARNING:** This product can expose you to chemicals including chromium, which is known to the State of California to cause cancer and birth defects or other reproductive harm. for more information go to [www.P65Warnings.ca.gov](http://www.P65Warnings.ca.gov).



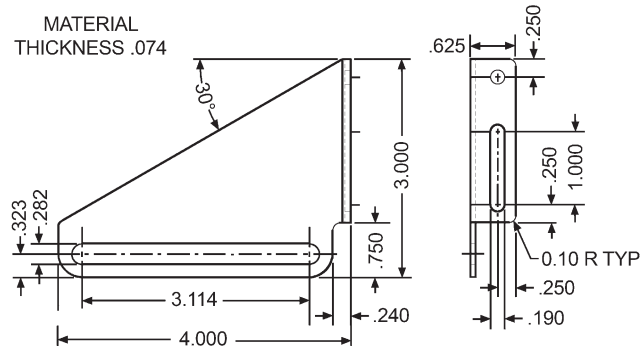
### 12-2 Heavy duty angle strike Finish 26D



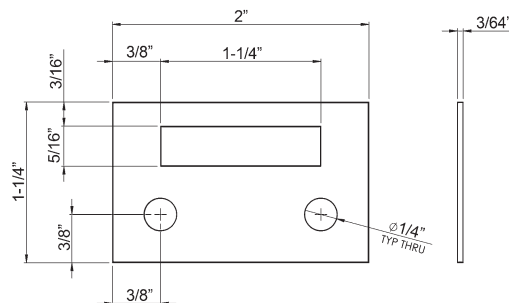
### 12-4-ZP Frameless drawer strike Finish Zinc plated



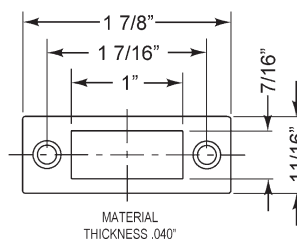
Provides a locking point when there is no frame between drawers. Can be mounted on left or right side of cabinet frame.



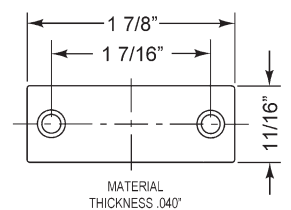
### 12-5-SS Heavy duty slotted strike Finish Stainless Steel



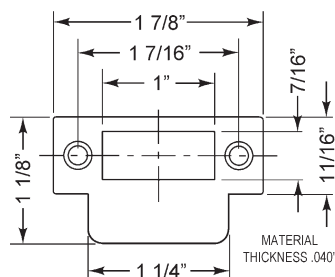
### 725-SP-MD Slotted strike Use with 725 mortise deadbolt Finish US3 or (SS) Stainless Steel



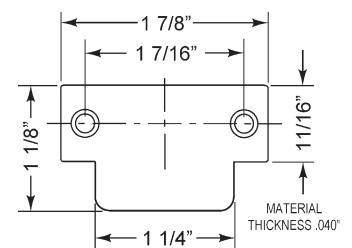

### 725-SP-RD Solid strike Use with 725/CR1125 rim deadbolt Finish US3 or (SS) Stainless Steel



### 725-SP-ML Slotted lip strike Use with 725 mortise latch Finish US3 or (SS) Stainless Steel



### 725-SP-RL Solid lip strike Use with 725/CR1125 rim latch Finish US3 or (SS) Stainless Steel



**OLYMPUS  
LOCK**  
INC

Tel: 206.362.3290 | 800.525.0954  
Fax 206.362.3569 | [www.olympuslock.com](http://www.olympuslock.com)

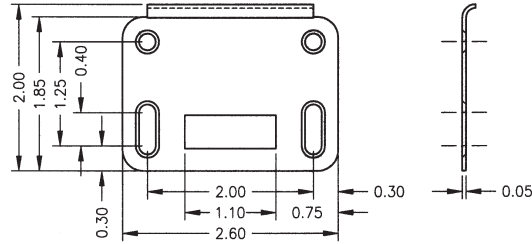


The following warning is applicable to all parts listed on this page:  
**WARNING:** This product can expose you to chemicals including chromium, which is known to the State of California to cause cancer and birth defects or other reproductive harm. for more information go to [www.P65Warnings.ca.gov](http://www.P65Warnings.ca.gov).

### L78ST-1 Lipped strike

Use with: L78, 1-1/8" barrel length  
and L72V, L92V

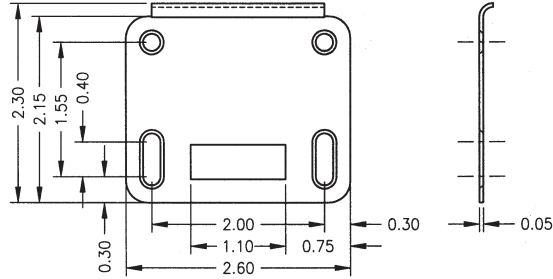
Finish: US3 or SS (stainless steel)



### L78ST-2 Lipped strike

Use with: L78, 1-3/8" barrel length

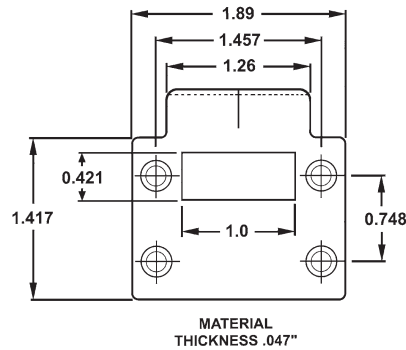

Finish: US3



### 999-STRIKE Lipped strike

Use with: 996, 997, 998, 999, L20V

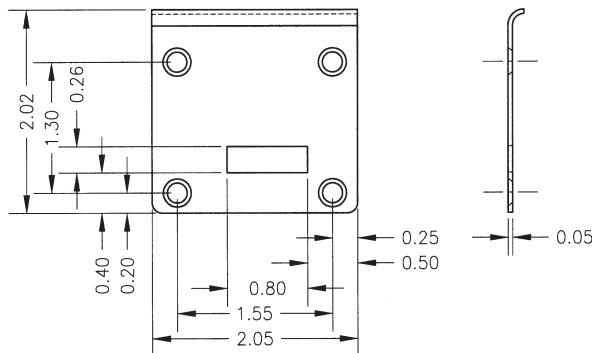
Finish: US3



### 850-210 Lipped strike

Use with: 850/950, 1-1/8" barrel length

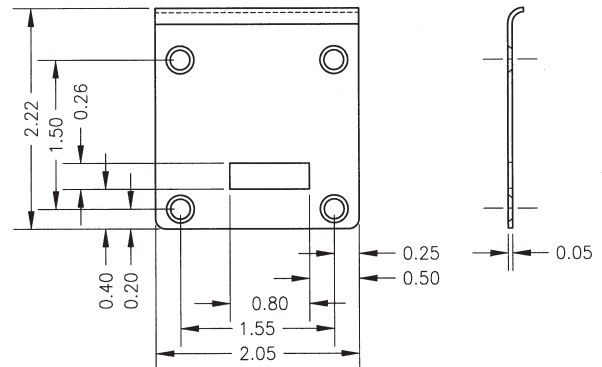
Finish: US3



### 850-211 Lipped strike

Use with: 850, 1-3/8" barrel length

Finish: US3



The following warning is applicable to all parts listed on this page:

**WARNING:** This product can expose you to chemicals including chromium, which is known to the State of California to cause cancer and birth defects or other reproductive harm. for more information go to [www.P65Warnings.ca.gov](http://www.P65Warnings.ca.gov).




## 100 SERIES — STRAIGHT CAMS

For use with 7440 Combi-Cam Ultra



**.28" x .22"**  
Mounting Hole

Width: 3/4"  
Thickness: 1/8"



**\* LENGTH =**  
The distance  
from the center  
of the mounting  
hole to the top  
of the cam.

Cam # 1 2 3 4 5 6 7 8

Cam #	SKU	Length *
1	130049	5/8"
2	130050D	3/4"
3	130031D	1-1/8"
4	130147D	1-1/4"

Cam #	SKU	Length *
5	130023D	1-1/2"
6	130058	1-5/8"
7	130056D**	2"
8	PL32001	1-1/4"

\*\* 130056D is available via special order. Requires minimum purchase of 20 pcs.

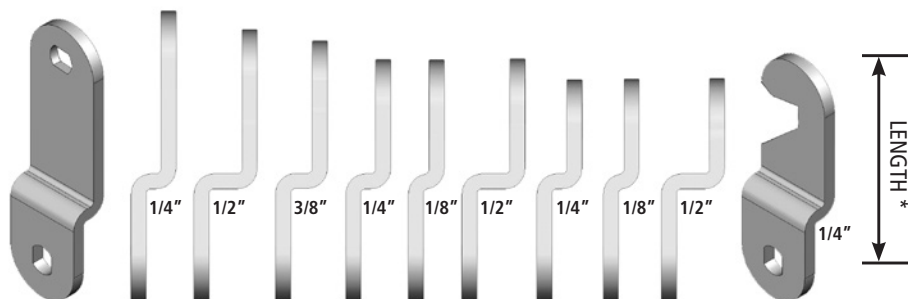
## 100 SERIES — OFFSET CAMS

For use with 7440 Combi-Cam Ultra



**.28" x .22"**  
Mounting Hole

Width: 3/4"  
Thickness: 1/8"



**\* LENGTH =**  
The distance  
from the center  
of the mounting  
hole to the top  
of the cam.

Cam # 11 12 13 14 15 16 17 18 19 20

Cam #	SKU	Length *	Offset
11	30597D	2-1/4"	1/4"
12	30596D	2"	1/2"
13	30002D	1-5/8"	3/8"
14	30026D	1-1/2"	1/4"
15	30025D**	1-1/2"	1/8"

Cam #	SKU	Length *	Offset
16	30027D**	1-1/2"	1/2"
17	30594D	1-1/4"	1/4"
18	30593D**	1-1/4"	1/8"
19	30595D	1-1/4"	1/2"
20	PL39001	1-1/2"	1/4"

\*\* 30025D, 30027D, 30593D are available via special order. Requires minimum purchase of 20 pcs per item.



**OLYMPUS**  
**LOCK**

Tel: 206.362.3290 | 800.525.0954  
Fax 206.362.3569 | [www.olympuslock.com](http://www.olympuslock.com)



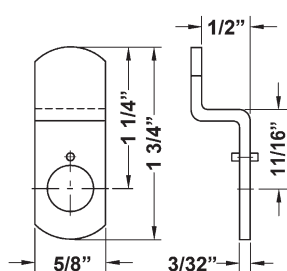
The following warning is applicable to all parts listed on this page:  
**WARNING:** This product can expose you to chemicals including chromium, which is known to the State of California to cause cancer and birth defects or other reproductive harm. for more information go to [www.P65Warnings.ca.gov](http://www.P65Warnings.ca.gov).

## ► Offset Cams For B7, DCN, DCR

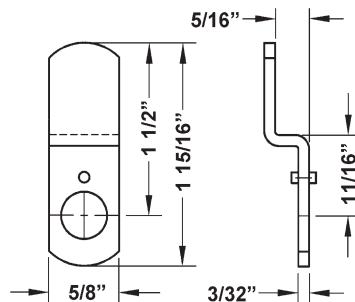
DCNP-100-BC5 ..... 1/2" offset cam  
 DCNP-100-LBC ..... long offset cam  
 DCNP-100-HD ..... 1-7/16" heavy duty offset cam  
 DCNP-100-HD2 ..... 1-3/4" heavy duty offset cam  
 DCNP-100-HD3 ..... 1/8" heavy duty offset cam  
 DCNP-100-HC1 ..... offset hook cam

### SPECIFICATIONS

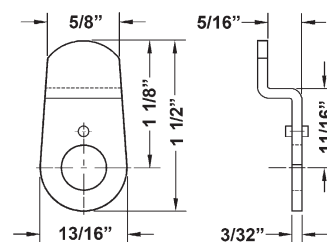
DCNP cams work with our 3/4" cam lock series DCN, DCR or B7. All offset cams are reversible and can be used in either the inbent or outbent position. See the applicable product page for accessories that ship standard with each product.



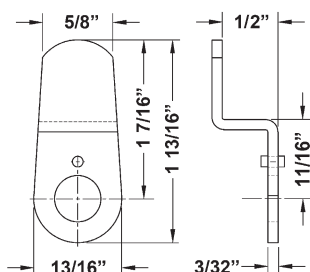
**DCNP-100-BC5**  
1/2" offset cam



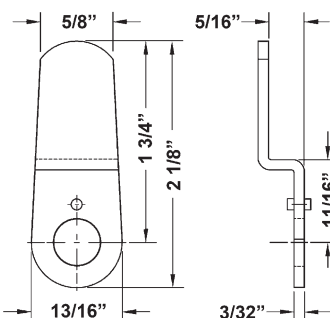
**DCNP-100-LBC**  
15/16" offset cam



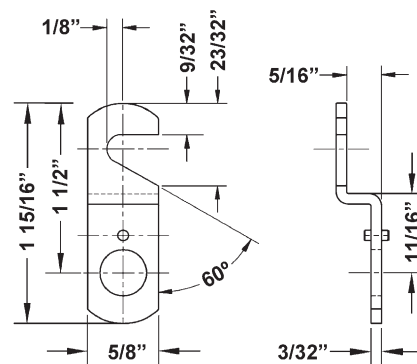
**DCNP-100-HD3**  
1-1/8" heavy duty offset cam



**DCNP-100-HD**  
1-7/16" heavy duty offset cam



**DCNP-100-HD2**  
1-3/4" heavy duty offset cam



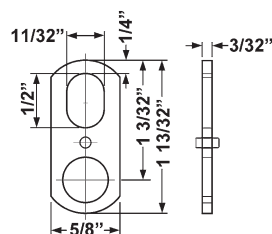
**DCNP-100-HC1**  
offset hook cam

## ► Specialty Cams For B7, DCN, DCR

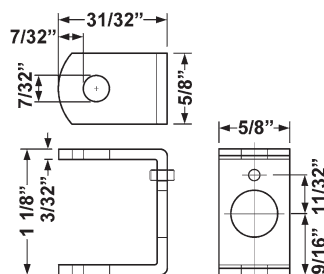
DCNP-100-B1 ..... Straight 1-3/32" long with oval cutout  
 DCNP-100-B2 ..... U-shaped bent cam  
 DCNP-100-B3 ..... Straight hook cam  
 DCNP-100-WB ..... short cam with perpendicular arm

### SPECIFICATIONS

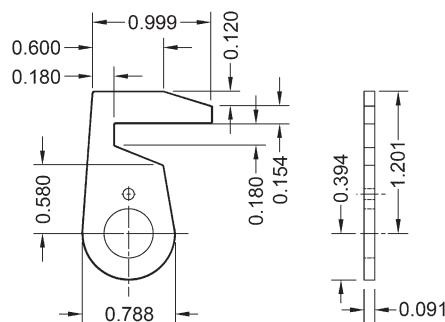
DCNP cams work with our 3/4" cam lock series DCN, DCR or B7. All offset cams are reversible and can be used in either the inbent or outbent position. See the applicable product page for accessories that ship standard with each product.



**DCNP-100-B1**  
straight cam w/cutout



**DCNP-100-B2**  
U-shaped cam



**DCNP-100-B3**  
straight hook cam



The following warning is applicable to all parts listed on this page:  
**WARNING:** This product can expose you to chemicals including chromium, which is known to the State of California to cause cancer and birth defects or other reproductive harm. for more information go to [www.P65Warnings.ca.gov](http://www.P65Warnings.ca.gov).



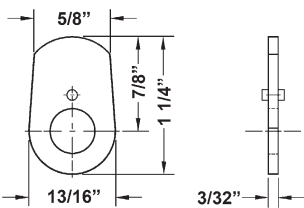


## ► Straight Cams For B7, DCN, DCR

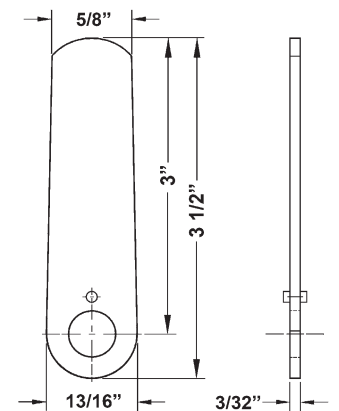
DCNP-HD-875 ..... 7/8" heavy duty straight cam  
 DCNP-HD-1 ..... 1" heavy duty straight cam  
 DCNP-100-SC3 ..... 1-1/2" heavy duty straight cam  
 DCNP-100-SC2 ..... 1-3/4" heavy duty straight cam  
 DCNP-100-LC ..... 3" heavy duty straight cam

### APPLICATION NOTE

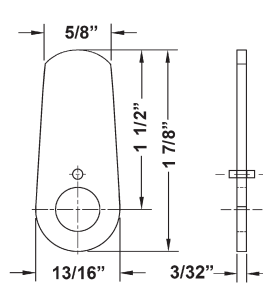
Use the DCNP-HD-875 cam with our DCN2 series cam locks to retrofit **Hollman Lockers** brand keyed cam locks.



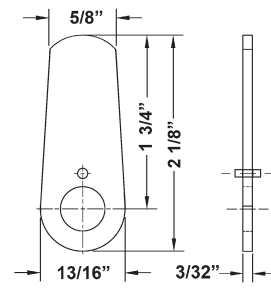
**DCNP-HD-875**  
7/8" heavy duty cam



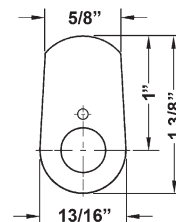
**DCNP-100-LC**  
3" heavy duty straight cam



**DCNP-100-SC3**  
1-1/2" heavy duty straight cam

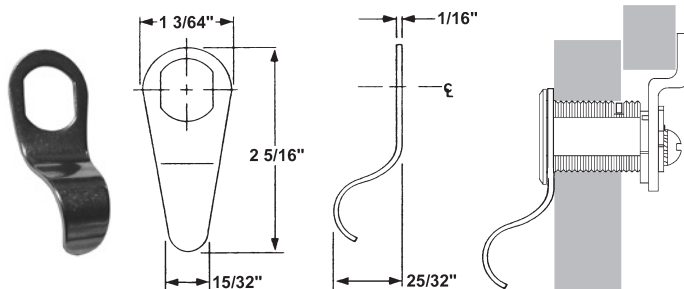


**DCNP-100-SC2**  
1-3/4" heavy duty straight cam



**DCNP-HD-1**  
1" heavy duty straight cam

## ► Other Accessories For B7, DCN, DCR



### DCNP-300-FP

Finger pull for use with DCN and DCR series cam locks. Eliminates need for additional cabinet pull. Mounts between front of cam lock and cabinet face. Stainless steel finish.

### KEY-RETAINING CAM SHIFTERS



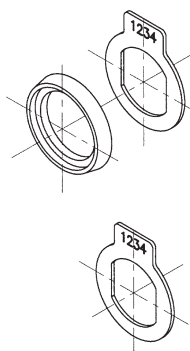
**DCNP-200-KR**  
key-retaining drawer cam shifter



**DCNP-200-KDR**  
key-retaining door cam shifter

### NUMBER PLATES & KITS

Fit B7, FC10, T37, 953, 954 955 960 961



**T37-NKIT**  
Number Plate Kit  
For use with B7, FC10 and T37 only

**T37DC-NP**  
Number Plate  
For use with DCN, DCR, B7, FC10, T37, 953, 954 955 960 961

### WASHERS

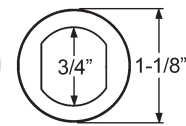
for standard 3/4" diameter cam locks



**P95-SPW**  
pronged wood washer with lockdown eyelet. Fits DCN, DCR, B7, 953, 954, 955, 960, 961



**DCNP-SPW**  
pronged wood washer



**DCNP-GW**  
self-adhesive clear plastic washer for mounting lock on glass



**OLYMPUS**  
**LOCK**

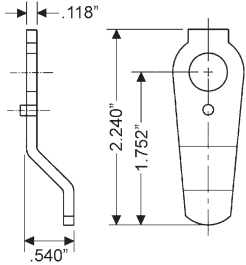
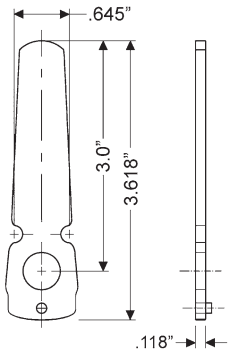
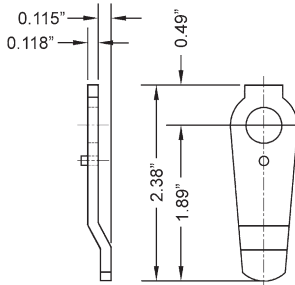
Tel: 206.362.3290 | 800.525.0954  
 Fax 206.362.3569 | www.olympuslock.com



The following warning is applicable to all parts listed on this page:  
**WARNING:** This product can expose you to chemicals including chromium, which is known to the State of California to cause cancer and birth defects or other reproductive harm. for more information go to [www.P65Warnings.ca.gov](http://www.P65Warnings.ca.gov).

## ► 720-3 Optional Cams

For use with: 720, 820, 920, CR25, ME93, SA54, and YA93 1-1/8" diameter cam locks (excludes 720B-DM)

 <p><b>720-3-3</b> inbent cam for inverted function</p>	 <p><b>720-3-4</b> 3" straight cam for vertical function (bottom-pin style)</p>	 <p><b>720-3-5</b> inbent cam for inverted function</p>
--	--	---

## ► SW-1 Switch Accessory Pack

### SWITCHES


**Switches:** Not included.

**Accepts:** Pin plunger style, snap acting, miniature switches:

- Omron - V Series
- Honeywell (MicroSwitch) - V Series
- Cherry - E Series
- Panasonic (Aromat) - ABV Type
- C&K (ITT) - TM & TF Series



SW-1 Kit



### SPECIFICATIONS

**Use:** Includes parts to convert 720, 820, 920, CR25 ME93, SA54 or YA93 series cam locks into switch locks

**Special note:** Cannot be used with 720B-DM direct drive

**Configuration:** Can be configured for 1 or 2 switches

**Packaged:** Each

## ► TR200 Trim Collars



TR201 - 1/8"



TR202 - 1/4"

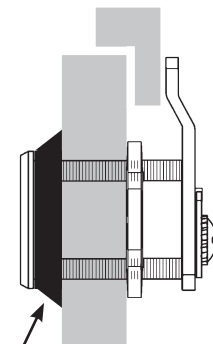


TR203 - 3/8"



TR204 - 5/32"

Item	Finish	Description	Use With
TR201	32D or US3	1/8" thick trim collar	720, 820, 920, CR25, ME93, SA54, YA93
TR202	32D or US3	1/4" thick trim collar	
TR203	32D or US3	3/8" thick trim collar	
TR204	32D	5/32" thick trim collar	
TR200A	32D or US3	Trim collar pack. Includes TR201, TR202 and TR203 trim collars.	



Trim collars pull lock forward allowing it to be used on thinner gauge material thickness.



The following warning is applicable to all parts listed on this page:  
**WARNING:** This product can expose you to chemicals including chromium, which is known to the State of California to cause cancer and birth defects or other reproductive harm. for more information go to [www.P65Warnings.ca.gov](http://www.P65Warnings.ca.gov).



# Cam Assembly Instructions

For 1-1/8" Diameter Cam Locks

## ► For 1-1/8" Diameter Cam Locks 720, 820, 920, CR25, ME93, SA54, and YA93 (excludes 720B-DM)

**NOTE:** These instructions do not apply to the 720B-DM direct drive cam lock. The 720B-DM uses different cams and cam shifter mechanism.

Above referenced 1-1/8" diameter cam locks ship standard with A, B and C cam shifters (pictured below).



**720-CDLM**  
lost motion cam shifter  
(non-key-retaining)



**720-CDDM**  
key retaining  
door cam shifter




**720-KR**  
key retaining  
drawer cam shifter

## 820 requires proper installation of universal driver into back of cylinder (see picture at right) →

The 820 Series includes universal driver (item no. 10-360). For cam rotation to work properly, the supplied universal driver must be installed under the cap at the back of the cylinder in either of the 2 vertical positions indicated at the right (with tab to the left or right only). DO NOT install universal driver in the horizontal (tab up) position.

Schlage compatible  
cylinder



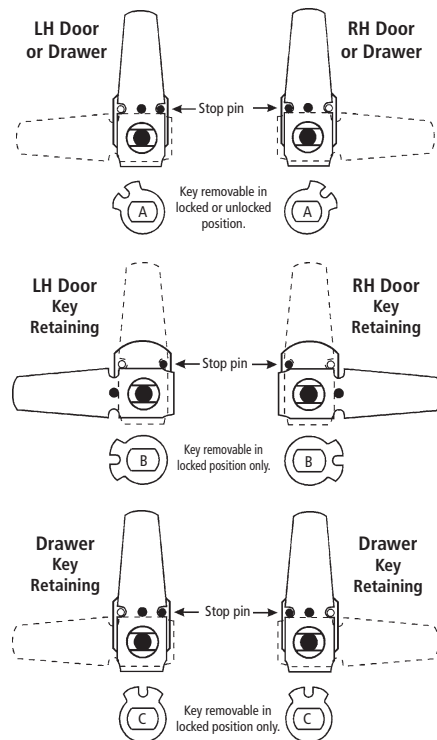
Correct universal driver position  
for 820 cam lock

The cam shifter and cams must be assembled per the below instructions to achieve the proper handing and operation. To make cam assembly easier, it is recommended that a core is installed into the lock before the cam and cam shifter is assembled onto the back of the lock.

### BOX A

#### 720-3-2 VERTICAL CAM / 720-3-4 LONG 3" CAM

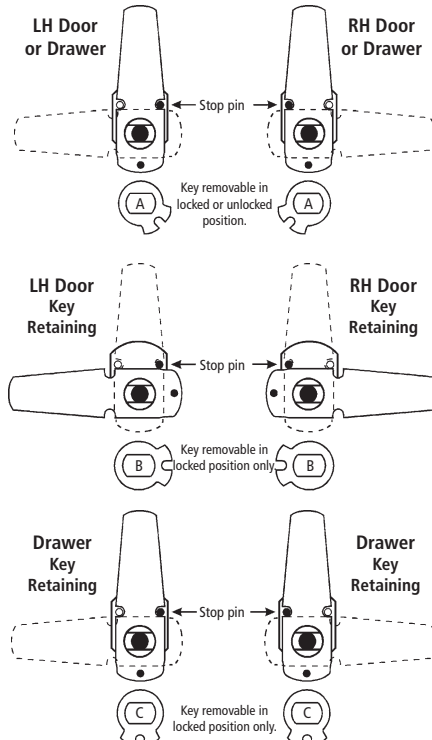
IMPORTANT: If your cam has a brass pin between the two notched cut outs, use these instructions, otherwise see Box B.



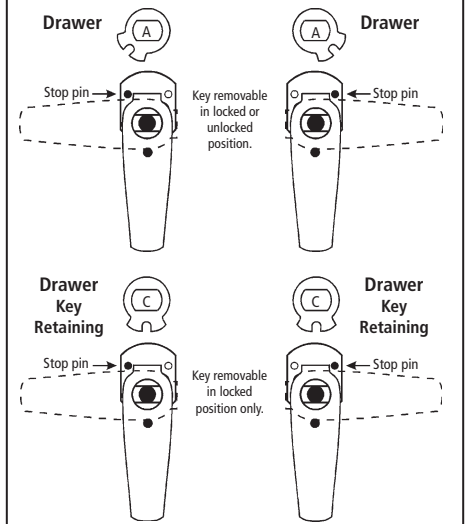
### BOX B

#### 720-3-2 VERTICAL CAM / 720-3-4 LONG 3" CAM

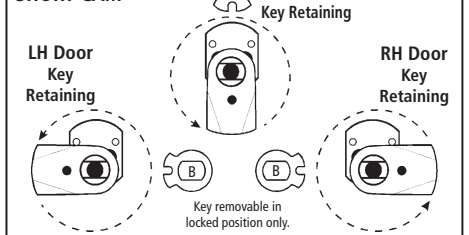
IMPORTANT: If your cam has a brass pin on the bottom of the cam, use these instructions, otherwise see Box A.



### 720-3-3 INVERTED CAM / 720-3-5 INVERTED CAM



### 720-3-1 SHORT CAM



**OLYMPUS  
LOCK**

Tel: 206.362.3290 | 800.525.0954  
Fax 206.362.3569 | [www.olympuslock.com](http://www.olympuslock.com)



The following warning is applicable to all parts listed on this page:  
**WARNING:** This product can expose you to chemicals including chromium, which is known to the State of California to cause cancer and birth defects or other reproductive harm. for more information go to [www.P65Warnings.ca.gov](http://www.P65Warnings.ca.gov).

# Rekeying Instructions

Rekeying instructions are also available on our website under each individual product page or videos in our video library at [www.olympuslock.com](http://www.olympuslock.com)

## ► 100,200,500,600,996,997,998,999,L20V

1. Remove set screw from barrel of lock.
2. Remove internal cylinder housing from lock body.
3. Remove brass retainer on back of cylinder plug.
4. Turn key 1/4 turn and place follower tool into back of cylinder plug.
5. Push follower through lock, removing plug for rekeying.

## ► 300SD,400SD

**Note:** These locks need not be removed from cabinet to be rekeyed.

1. Open lock (cylinder projects forward).
2. Locate "speed release" button on left side of projected cylinder and depress with sharp tool. Cylinder will spring forward.
3. Turn key 1/4 turn and pull cylinder forward out of lock.
4. Pull up retaining pin located at rear of cylinder. Cylinder may be rekeyed in two ways: use a follow tool to remove plug, or access top slide.
5. After keying, hold bolt stable and reinsert cylinder while depressing "speed release." Lock cylinder will automatically realign itself and snap back into place.

## ► 329R/429R

1. Remove strap from lock.
2. Turn lock over so that the back of the lock faces up and you have access to the set screw.
3. Remove the set screw and the small triangular metal cap.
4. Turn the lock onto its side with the protruding section facing you.
5. Using a sharp tool or paperclip, depress the button at the bottom of the hole. This will release the cylinder housing for removal.
6. Remove the cylinder housing from the lock body.
7. Rekey as necessary.
8. Reassemble lock.

## ► B7,DCN,DCR,FC10

1. Remove cam and screw.
2. Turn lock upside down.
3. Take a sharp tool and push retainer staple out.
4. Turn key 1/4 turn and place follower tool into back of cylinder plug.
5. Push follower through lock removing plug for rekeying.

## ► T37

1. To remove bolt:
  - a. Turn key to the 2:00 position, pull bolt up
  - b. Using a small tool, depress the bolt spring through the hole on the back of the lock and pull the bolt out
2. Remove the trim collar from the lock.
3. Slide the pin retaining cap off to expose springs and pins.
4. Rekey as necessary.
5. After keying, slide pin retaining cap back into place.
6. Replace trim collar.
7. To reinsert bolt:
  - a. Insert key and turn to 2:00 position.
  - b. Insert bolt until spring snaps into place.

## ► PN50

1. Visit our website at: [www.olympuslock.com](http://www.olympuslock.com) for complete rekeying instructions.

## ► N078,R078

1. Remove set screw from barrel of lock.
2. Remove internal cylinder housing from lock body.
3. Remove brass retainer on back of cylinder plug.
4. Turn key 1/4 turn and place follower tool into back of cylinder plug.
5. Push follower through lock, removing plug for rekeying.

## ► 700,800,L78,754,854

1. Remove set screw from barrel of lock.
2. Turn key 1/4 turn and pull out cylinder and housing from lock body.
3. Extract cylinder and rekey same as a Schlage-style cylinder. Olympus brass cylinder body will chamber Schlage and Weiser original cylinders along with Lori replacement plugs. Less cylinder locks may chamber other manufacturer's cylinders.
4. Replace cylinder in housing. For proper operation, lazy cam must be timed.

**Door timing:** Driver bar faces away from direction the bolt is projecting.

**Drawer timing:** Driver bar faces in same direction the bolt is projecting.

5. Insert cylinder and housing by aligning set screw and hole.
6. Push until cylinder is approximately 1/8" from seated position. Use key to pick up lazy cam which will fully seat cylinder. If key does not withdraw at end of bolt throw, cam is not timed correctly (see "timing" above - Step 4).

## ► 820

1. Remove both set screw and set screw/stop pin from back of lock.
2. Remove rear housing section from back of lock.
3. Remove internal cam driver from back of cylinder.
4. Remove cylinder from lock body.
5. Remove brass retainer on back of cylinder plug.
6. Turn key 1/4 turn and place follower tool into back of cylinder plug.
7. Push follower through lock, removing plug for rekeying.

## ► 829

1. Turn lock over and remove the 4 screws from the bottom rectangular plate.
2. Remove bottom plate, then remove remaining set screw from bottom of lock.
3. Remove cylinder and cylinder top block from lock body.
4. Rekey cylinder, then reassemble into lock body using the reverse of above steps.

## ► 850

1. Remove set screw from barrel of lock.
2. Remove internal cylinder housing from lock body.
3. Turn key 1/4 turn and pull out cylinder and housing from lock body.
4. Extract cylinder and rekey same as a Schlage-style cylinder. Olympus brass cylinder body will chamber Schlage and Weiser original cylinders along with Lori replacement plugs. Less cylinder locks may chamber other manufacturer's Schlage compatible key-in-knob cylinders.
5. Insert cylinder and housing by aligning set screw and hole.



# Olympus Lock — Institutional Grade Cabinet Locks




## ***Small Pin***

Available on the National or CCL keyway, these value priced locks allow for high quality, pin tumbler security without the need of a commercial keyway.



## ***Interchangeable Core***

Match your cabinet locks to your existing interchangeable core key system. Choose from small format (BEST), Schlage, Corbin Russwin, Medeco, Sargent or Yale.



## ***Schlage***

Available in Schlage "C" keyway or less cylinder to accept any Schlage compatible key-in-knob cylinder including ILCO, Medeco, Videx and Mul-T-Lock as well as lock bodies for Sargent original cylinders.



## ***Specialty***

Padlockable Cam Locks use padlocks as locking device. Great for lockers. Rim cylinder conversion kit allows you to turn any US rim cylinder into a latch or deadbolt cabinet lock.



## ***Padlocks & Accessories***

Brass padlocks, spacers, through-bolt mounting plates, strikes, trim rings, SFIC cylinders, keys, pin kits, display boards and installation tools.



**OLYMPUS  
LOCK**  
INC

Tel: 206.362.3290 | 800.525.0954  
Fax 206.362.3569 | [www.olympuslock.com](http://www.olympuslock.com)





For more information, installation instructions, technical videos or pre-written architectural specifications, please visit our website:

[www.olympuslock.com](http://www.olympuslock.com)



**OLYMPUS<sup>®</sup>**  
**LOCK** INC

18424 Highway 99  
Lynnwood, WA 98037  
Tel: 206.362.3290 / 800.525.0954  
Fax: 206.362.3569  
[info@olympuslock.com](mailto:info@olympuslock.com)  
[www.olympuslock.com](http://www.olympuslock.com)



**AWI** ARCHITECTURAL  
WOODWORK  
INSTITUTE



[facebook.com/OlympusLock](https://facebook.com/OlympusLock)



[twitter.com/OlympusLock](https://twitter.com/OlympusLock)



[youtube.com/OlympusLock](https://youtube.com/OlympusLock)



[linkedin.com/company/olympus-lock-inc-](https://linkedin.com/company/olympus-lock-inc-)



enews sign up: [olympuslock.com](http://olympuslock.com)

Copyright © 2024 Olympus® Lock, Inc. all rights reserved. Other products and companies referred to herein are trademarks or registered trademarks of their respective companies or mark holders. Information and specifications in this document are subject to change without notice at any time. The information provided in this document is as complete and correct as is reasonably possible. We cannot guarantee the accuracy of information provided to us by other manufacturers as they are under no obligation to notify us of changes to products or specifications. Printed in USA. 01/24. Literature part-number PC-2401.